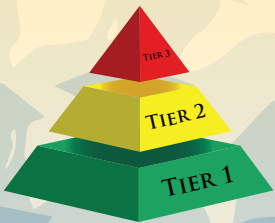


# OUR GOAL IS SIMPLE...

## HELP YOU ACHIEVE YOURS!

"We offer K-12 schools, district student services, and PBIS implementers, eye-catching messaging options to reinforce positive, predictable, nurturing, and safe environments for everyone in all school settings. Displaying high-quality messaging graphics school-wide is a proven and effective approach for providing students & teachers the cues needed to reinforce a Positive School Culture."

- PILP Delivery Team



	Classroom	Playground	Restroom	Cafeteria	Common Areas
<b>P</b> Promote Peace & Safety	Keep hands, feet and objects to yourself Listen Follow directions	Use equipment properly Walk to your line when you hear the whistle	Walk in and Out Use supplies appropriately	Follow cafeteria rules Use table manners Pick up after yourself	Walk quietly to your area Keep hands and feet to yourself
<b>A</b> Achieve Our Goals	Focus Use time wisely	Freeze when the bell rings Walk to the line	Put trash in the trash can Turn off water when done	Use indoor voices Help others Listen to campus monitors	Focus on your tasks Use time wisely
<b>W</b> Work Hard	Believe in yourself Finish what you started	Clean up after yourself Return equipment properly	Use quiet voices Wash hands	Use time wisely Keep your area clean	Stay in your area Use quiet voices
<b>S</b> Show Respect	Treat others the way you want to be treated Use kind words and actions	Invite others to play and share Keep hands and feet to yourself	Allow others their private space Use kind language	Respect all adults Respect each other Respect the place	Respect others' property Listen to all adults

**PARTNERS** In Learning Inc.



TABLE OF CONTENTS:

Why Choose Us?	3
How To Order	4
Matrix Displays	6
Posterboards / Placards	8
Portable A & H Frame Signage	10
Retractable Banners / Stands	11
Hallway St. Signs / Locators	12
Hallway Wall Mounts	13
Hanging Ceiling Signs	14
Circular Messaging Signs	15
Outdoor Metal Signage	16
Photo Recognition Displays	17
Table Runners / Canopy Tents	18
Table Throws	19
One-Way Window Graphics	20
Stair / Floor Graphics	22
Step & Repeat Backdrops	23
Vinyl Banners / Multiple Sizes	24
Chevron-Cut Banners	25
Pole Banners	26
“Tips” Problem-Solving Tools	28
Best Value Packages	29
District Wide Messaging Examples	32
Messaging Topics	35

“I have worked with Tom Sharrit and Partners In Learning for over 15 years both as a middle and high school principal. No one understands school-to-student communication or delivers more powerful and positive educational impressions than PILP. These guys are good!”

– Dr. Ben Carpenter, Principal, Katella High School





## *Why Choose Us?*

Your schedule is valuable. We take the stress and guesswork out of creating school-wide signage and visual reinforcement options. We save you precious time, meetings, headaches, and resources. We've worked with thousands of satisfied K-12 schools and districts like yours nation-wide.



## *Why Choose Us?*

1. We deliver professional graphics and cutting-edge designs for PBIS, AVID, GEAR UP, Character Education / SEL, Recognition Wall Displays, English Language Learners, and CA PBIS Award Programs, just to name a few.
2. Our products are carefully constructed using state-of-the-art large format printing and long-lasting, high-quality materials.
3. Our customer care, time-honored relationships and track record are exemplary.
4. Our unparalleled ability to create original & innovative products, timely options, and visual solutions...Simply Works!
5. Your overall experience is what gives us a leading edge over all competition that imitates, adapts, or copies our original products or business model.

## *Why Choose Us?*

### **YOUR SATISFACTION GUARANTEED!**

We promise your school and district an unconditional 100 % guarantee. We will always deliver professional graphics, incorporate quality printing, use the best production materials available, and add value to each order delivered on time and on budget. **Our Goal is Simple...Help You Achieve Yours!**





# THE RIGHT MESSAGE, RIGHT SIZE, RIGHT PLACE!

## *We Make Ordering School-To-Student Communication Tools as Easy as 1, 2, 3!*

Our knowledgeable delivery TEAM will guide you step-by-step through the whole creative and delivery process from start to finish, making sure you are pleased with your ordering experience.

### STEP 1

Determine your budget & select several messaging products for school-wide display.

### STEP 2

Provide school information, product copy, matrix in a .PDF file, & mascot or logo artwork as a vector file.

### STEP 3

Let the design process begin... We will provide you with new designs and professional artwork for review & final approval.

**SEND US YOUR INFORMATION & WE  
DESIGN YOUR CUSTOM ARTWORK...  
FOR EXAMPLE:**

**School:** Glenview Middle School

**Colors:** Blue & Antique Gold

**Mascot:** Bulldogs

**Core Values:** Respectful,  
Responsible, Ready



### *How Long Will My Order Take?*

Turn-around time is determined by how quickly we obtain your product selection, copy, logo/mascot, and method of payment. Once your new artwork is approved by you, printing, fabrication, and packaging will take 15 business days.

**Note:** Plan and add UPS ground shipping time to your destination originating from San Diego, Ca. Add 4-5 business days for east coast delivery.



You will have final approval on all artwork before we go to print!



**WE MAKE ORDERING EASY & SEAMLESS!**

# ORDERING CHECKLIST

*Let's Get Started!*

## STEP-BY-STEP...WHAT YOU NEED TO DO TO COMPLETE YOUR ORDER AND RECEIVE YOUR NEW EYE-CATCHING MESSAGING TOOLS.

### ✓ **Checklist:**

- ☐ Provide school name & shipping address
- ☐ Include your name & cell number
- ☐ Provide school colors - Primary, secondary & trim
- ☐ Provide mascot or logo artwork in a vector format (.ai - .eps - .svg) or high-res PDF.
- ☐ Call us at (800-544-0844) if sending artwork is an issue.
- ☐ Forward PBIS matrix copy in a word doc. or .PDF file.
- ☐ For each product you select, include all copy or words (in Word Doc or .PDF file.)
- ☐ Forward all information to: [info@k12branding.com](mailto:info@k12branding.com) - (800-544-0844)
- ☐ Finally, you will receive new artwork for review and comments.
- ☐ We will then need final approval for all designs before going into print / shipping your order...That's it!!

## STEP-BY-STEP...WHAT WE WILL DO TO CREATE AND DELIVER YOUR CUSTOM ORDER.

### ✓ **Checklist:**

- ☐ Once we receive all information, we generate a sales/production order number for tracking your order.
- ☐ Upon receiving your school colors, mascot or logo file, matrix and all copy, our design team goes into action.
- ☐ Within 5 business days, you will receive professionally designed artwork to complete your new messaging order for review and comments.
- ☐ Once you carefully review final layout (please check spelling & grammar) and approve for production, plan on 15 business days for printing, fabrication, and packaging plus UPS ground shipping.

*You're Unique...We Deliver!*



# PROVEN & EFFECTIVE TOOLS TO REACH STUDENTS, STAFF & PARENTS!

	CLASSROOM	CAFETERIA	RESTROOM	GYM / LOCKER ROOM	HALLWAY	BUS
<b>BE RESPECTFUL</b>	By completing all assignments on time By arriving on time with all necessary materials	By cleaning up your own table & floor area By getting all things needed the first time through the line	By keeping facilities neat & clean By disposing of trash appropriately	By arriving on time with all necessary materials By resolving your conflicts peacefully By participating in all activities fairly	By keeping clear	By following the school rules on the bus & in the bus parking lot By being considerate of the bus driver & other students
<b>ACT RESPONSIBLY</b>	By following all classroom procedures By listening to others without interrupting By keeping your hands to yourself	By using an inside voice By using good manners By showing appreciation to all cafeteria staff	By allowing for privacy of each person By using an inside voice	By using positive and appropriate language	By using an inside voice	By using an inside voice
<b>WORK TOGETHER</b>	By leaving hats, backpacks & coat / jackets in your locker By using materials as intended By moving only with permission	By walking in line By staying seated until dismissed By placing all trash in the trash can when dismissed	By washing hands with soap & water By maintaining personal space	By staying in approved areas		
<b>KEEP SAFE</b>	By doing your own work	By making healthy choices By eating first - talk later	By returning to class promptly By using water & supplies wisely By using restroom for its intended purpose	By learning new games & activities By responding to instructors promptly		

**A LARGE MATRIX DISPLAY**

**B MEDIUM MATRIX DISPLAY**

## Powerful School-Wide Communication Tools

How effectively does your learning environment communicate behavior expectations to students, staff and parents? Our customized, targeted and professionally designed PBIS signage will deliver your behavior expectations to every corner of your campus, while encouraging 100% teacher participation.

### LARGE / MEDIUM - MATRIX DISPLAYS & MATRIX TRAINING DISPLAYS

- A** 4 x 6' • MTX-4X6
- B** 3 x 5' • MTX-3X5
- C** 24 x 32" • MTX-24X32

Move your PBIS matrix out of the handbook and on to your campus in a big way! Use as both a teaching aid and an eye-catching informational wall-hanging for all to see.

\*Printed on high-quality commercial flexible vinyl sign material

The perfect ongoing training tool for staff & faculty!

	CLASSROOM	BUS	CAFETERIA	HALLWAY	PLAYGROUND	BATHROOM
<b>R</b> RESPECTFUL	- Be kind - Listen when others are talking - Follow all classroom rules	- Keep hands, feet, and objects to self - Speak in a kind and low voice	- Speak in a kind and low voice - Chew with your mouth closed	- Keep hands, feet, and objects to self - Walk quietly	- Use kind words - Take turns on equipment - Keep hands, feet, and objects to self	- Give others their privacy - Practice good personal hygiene
<b>O</b> ORGANIZED	- Keep track of your supplies - Keep desk area clean	- Enter/Exit the bus in a calm and orderly fashion - Keep track of your belongings	- Wait patiently - Remain with your class - Place all of your items in your tray	- Walk single file on the right side - Follow the student ahead without touching	- Walk to and from playground quietly - Stay in line for game/equipment	- Dispose of paper towels appropriately
<b>A</b> ACCOUNTABLE	- Complete all assignments on time - Be prepared to learn	- Remain in seat at all times - Make smart choices	- Stay in your seat - Use appropriate language	- Respect school property	- Report injuries on soon as they occur - Use playground equipment appropriately	- Dispose of paper towels appropriately - Clean up after yourself
<b>R</b> RESPONSIBLE	- Raise your hand to speak - Follow directions when given	- Stay seated - Follow driver's directions - Remember your belongings!	- Use good table manners - Clean up after yourself - Eat your own food	- Use struggle to your destination - Walk quietly	- Keep track of belongings and playground equipment - Alert an adult in case of emergency	- Keep hands, feet, and objects to self at all times - Clean up after yourself - Flush after use

Great for display in your welcome center, entryway, or any high-traffic area in your school.




**C MATRIX TRAINING DISPLAY**





**EYE-CATCHING, HIGH IMPACT GRAPHICS, THAT LAST FOR YEARS!**

*The Perfect Wall Display to Support & Reinforce  
Expectations Year-Round!*

 <b>ROOSEVELT ELEMENTARY SCHOOL</b>  <b>Behavior Expectations</b>					
	<b>Classroom</b>	<b>Playground</b>	<b>Restroom</b>	<b>Cafeteria</b>	<b>Common Areas</b>
<b>P</b> <b>Promote Peace &amp; Safety</b>	Keep hands, feet and objects to yourself Listen Follow directions	Use equipment properly Walk to your line when you hear the whistle	Walk in and Out Use supplies appropriately	Follow cafeteria rules Use table manners Pick up after yourself	Walk quietly to your area Keep hands and feet to yourself
<b>A</b> <b>Achieve Our Goals</b>	Focus Use time wisely	Freeze when the bell rings Walk to the line	Put trash in the trash can Turn off water when done	Use indoor voices Help others Listen to campus monitors	Focus on your tasks Use time wisely
<b>W</b> <b>Work Hard</b>	Believe in yourself Finish what you started	Clean up after yourself Return equipment properly	Use quiet voices Wash hands	Use time wisely Keep your area clean	Stay in your area Use quiet voices
<b>S</b> <b>Show Respect</b>	Treat others the way you want to be treated Use kind words and actions	Invite others to play and share Keep hands and feet to yourself	Allow others their private space Use kind language	Respect all adults Respect each other Respect the place	Respect others' property Listen to all adults

Our large matrix displays are printed on durable, commercial grade sign-board material that looks great and will last for years!





# BUILD FIDELITY...REINFORCE, ENHANCE & SUPPORT PBIS SCHOOL-WIDE

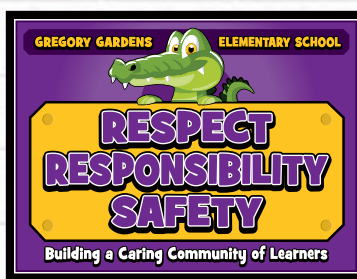

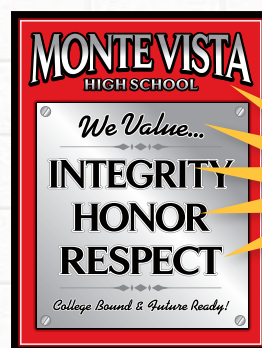



*Reinforce By Setting YOUR Core Values  
& Expected Behavior Clearly & Concisely  
For All To See!*

**ORIGINAL POSTERBOARDS 18 x 24" • PB-18X24**

Posterboards are designed to be displayed in high-visibility and high-traffic areas including hallways, bus areas, cafeterias, and classrooms to support behavior expectations by setting.

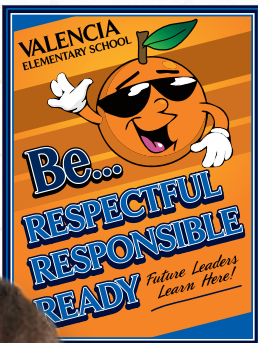
*Often the most simple messages  
are the most appreciated!*





HELP EACH STUDENT BEGIN EACH DAY WITH A POSITIVE ATTITUDE!

## *The Right Message In The Right Place - Proven & Effective*



**ORIGINAL PLACARDS** 8½ x 12" • (SET OF 10) • PLA10-8.5X12

Placards are the perfect signage tool for promoting core values in high-visibility settings throughout your campus, including classrooms and other common areas.

*Often replicated, never duplicated!  
Compare our quality, value & service!*



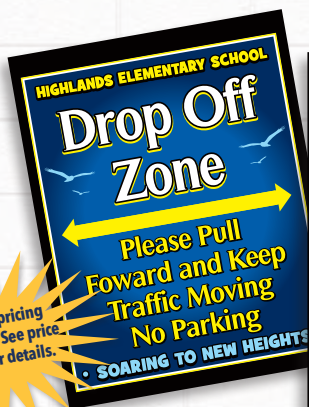


# REINFORCE DAILY INFORMATION FOR ALL TO SEE!



## PORTABLE A-FRAME + 4 CUSTOM MESSAGES

22 x 28" • AFPKG-22X28  
(Dry Erase Inserts Available)


Easily transportable and versatile, portable sidewalk signs are a useful and direct on-campus communication tool, delivering important notifications and reminders to students, parents and visitors where and when you need them most. Perfect for displaying behavior expectations on the playground, student drop-off areas, and other key settings, as well as providing directions, welcome or exit messages, or special event information.



Volume pricing available! See price sheet for details.



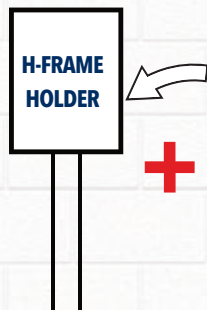
A-FRAME and H-FRAME inserts are same size and interchangeable!



## PORTABLE H-FRAME + 4 CUSTOM MESSAGES

22 x 28" • HFPKG-22X28  
(Dry Erase Lamination Available)

Features a top slot to easily slide the custom insert into the frame. Light-weight but built with durable steel. Double-pole uprights and flat heavy base for stability. Beautiful matte black finish complements any school interior decor.



Height - 60"



More Ideas...these are just a few of the messages we've created for K-12 schools. Need a timely message somewhere on your campus? Here's your answer!



# BRING YOUR LEARNING ENVIRONMENT ALIVE!

## *New Portable Signage That Will Work for You!*

### Roll-Ups, Pull-Ups, Retractable Banner Stands


These attention-grabbing banner stands will bring your PBIS programs to life. Attractive and easy to set up, these free-standing banners can be used to stand alone, accessorize a larger PBIS exhibit, or create a stylish backdrop when connected together. **A** 36 x 92" • RB-36X92 **B** 48 x 92" • RB-48X92



**A** 36 x 92"



**B** 48 x 92"



*Perfect for parent night, open house, special events or everyday display!*



Front



Back





# IF YOUR HALLWAYS COULD TALK...WHAT WOULD THEY SAY?



## Eye-Catching Hallway Signage & Helpful Locator Signs

Transform ordinary hallways into pathways to the future and passageways to success! Your core traits and behavior expectations are reinforced at every turn, and campus navigation is elevated to “Meet me on the corner of Respect Ave and Responsibility Blvd!”

**ORIGINAL HALLWAY STREET SIGNS** 6 x 24" • HS-6X24 • (single-sided)

**A** Traditional street sign design, or **B** we create a fully custom design based on your school colors and mascot.

Promote a college-ready culture at every turn. Name your main corridor “College-Bound Ave” and label every intersection school-wide with a local or favorite college.



## Oversized Street Signs & Locator Signs Think Big...Think Visual!

Large Single Sided Print • 12 x 30" • HS-12X30





# WE BRING ORDINARY HALLWAYS TO LIFE!

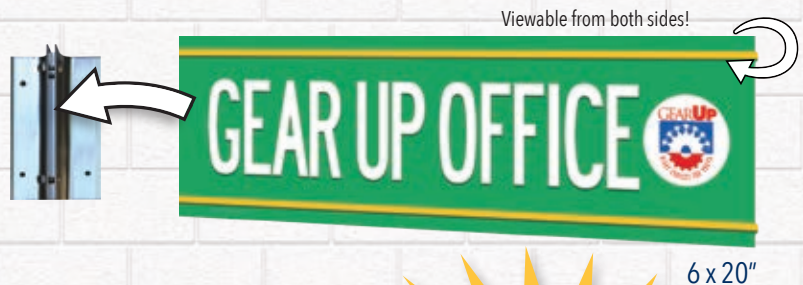


## DOUBLE-SIDED WALL MOUNT SIGNS

6 x 20" • DSWM-6X20

10 x 10" • DSWM-10X10

Help avoid confusion in hallways. Our wall mount sign displays perpendicularly from the wall and easy to read from a distance. Use as a location, directional, or hallway street sign. Includes mounting hardware.



*Bring hallways to life with Double-Sided Wall Mount Signs. Perfect for teachers, staff, and room locations. Brand with your school colors, logo or core values.*





# THE RIGHT MESSAGE, THE RIGHT SPOT, IN THE RIGHT PLACE!

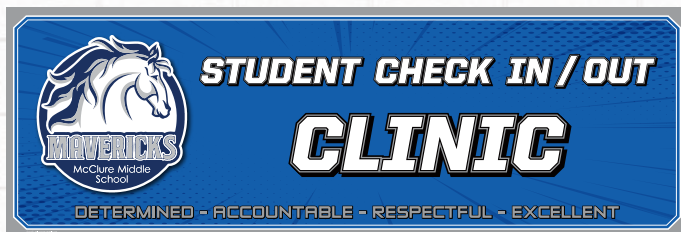

*Add Inspiration To Your Hallways & Entryways!*



## DOUBLE-SIDED HANGING CEILING SIGNS

12 x 36" • DSHS-12X36

Large double-sided signs are easy to read from a distance and bring ordinary hallways to life. Add multiple signs down your main hallway. Promote core values and a college-bound environment or use as a locator or directional sign. Includes mounting hardware.





# INTRODUCING OUR ALL NEW CIRCULAR MESSAGING SIGNS!



## Round Messaging Signs

Add circular shaped signs to name your settings and transform your main office into a "Welcome Center," an admin office to "Collaborative Cove", or give your cafeteria a fun name such as "The Coyote Café!"  
24" dia. • CIR-24



*We offer an unlimited variety of shapes, sizes, messaging solutions and creative options...We're your #1 resource for custom school graphics and signage nationwide!*







## Weather-Resistant, Vibrant & Heavy-Duty Outdoor Metal Signage

Reinforce your messages all year long with weather-resistant metal signage. Custom metal signs are strong, light-weight and among the most durable of all sign material. Sturdy and beautiful, outdoor signs are ideal for playgrounds, gym walls, gates, fences, entryways or any school-wide area where you need your message to stand out and last for years.

### SIZES AVAILABLE

12 x 36" • MTL-12X36


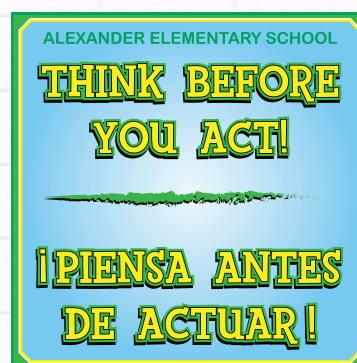
18 x 30" • MTL-18X30

24 x 24" • MTL-24X24

24 x 36" • MTL-24X36

36 x 36" • MTL-36X36

24" Circular • MTL-R24



*All metal products are printed on the finest commercial and long-lasting outdoor sign material!*





# OFTEN THE SIMPLEST MESSAGES ARE THE MOST APPRECIATED!

## Student and Staff Recognition...Works!

If our attention-grabbing student recognition displays got your attention, imagine how your students will respond to seeing their photos proudly displayed in the classrooms or hallways for good behavior, achievement, or making the right decisions. Simply print out a photo copy and drop it into the attached acrylic sleeve. It's that easy! Photo recognition is the easiest and most powerful way to reinforce achievement and instantly recognize students, teachers and volunteers.


### HALLWAY PHOTO RECOGNITION DISPLAYS 24 x 32" • RECBD-24X32

Includes 2 acrylic frames for a drop-in 8x10" photo copy.



Acrylic frames for  
8 x 10" photos

24x32"



12x12"

Acrylic frame for  
5 x 7" photo



## Our Student Recognition Boards are Useful & Valuable Tools Which Work in Every Classroom!

Place one Student Recognition Board in each classroom and we guarantee 100% teacher participation. With school-wide implementation, our photo-recognition board is designed to instantly recognize good behavior, student achievement and student success on a regular basis.

### CLASSROOM PHOTO RECOGNITION TOOL

12 x 12" • RECBD-12X12

Includes acrylic frame for a drop-in 5x7" photo copy.

*How do you recognize and salute your students? Perfect attendance, good behavior, academic achievement or showcase the students of the week / month — Our Original Photo Recognition wall graphics can do it all!*



Volume pricing  
available! See price  
sheet for details.





# PROVEN & EFFECTIVE TOOLS TO REACH STUDENTS, STAFF & PARENTS!

## Custom Table Runners

### INCLUDES 6' SOLID COLOR TABLE THROW

Perfect for registration, open house, and other special events. Runner converts to a hanging wall display when not in use. Made of high-quality polyester 600 denier fabric and lasts for years.

32 x 72" • RUN-SKIRT



2024  
Tradition  
Respect  
Achievement

Hoover High School



SCHOOL OF EXCELLENCE

Note: Table Runners come complete with your choice of a 6' solid color table throw. Choose from red, blue, yellow, green, white or black.



The perfect gift from your parent organization!

10 x 10' • CT-10X10

Imprint area:

Peak imprint 52 x 28"

Valance Imprint: 78 x 10"

Weight: 43 lbs

## Custom Canopy Tents

Canopy Tents are an excellent way to provide shade during outdoor events while looking professional and eye-catching. Our large format full color capabilities take artwork seam-to-seam unlike competitors. Light-weight and easy to use. 100% polyester, tight-knit weave, water-resistant. Heavy duty hex shape 40 mm. aluminum hardware gives the tent strength for outdoor installations. Telescopic legs allow you to adjust the height, and the interior lattice expands the tent interior with the crank of a handle. Each leg has a foot plate ready to be staked to the ground. **(Ropes, stakes, and standard carrying bag included with hardware)**



# TURN A PLAIN LOOKING TABLE INTO A CENTERPIECE FOR ANY EVENT!

## Custom Table Throws

Custom table throws are a perfect addition to any K-12 school and will last for years. Eye-catching, professionally designed and manufactured on the finest commercial material. Full graphic prints using quality dye-sub printing on high-quality polyester fabric and printed on all 5 sides!

**126 x 84" • T-THROW**

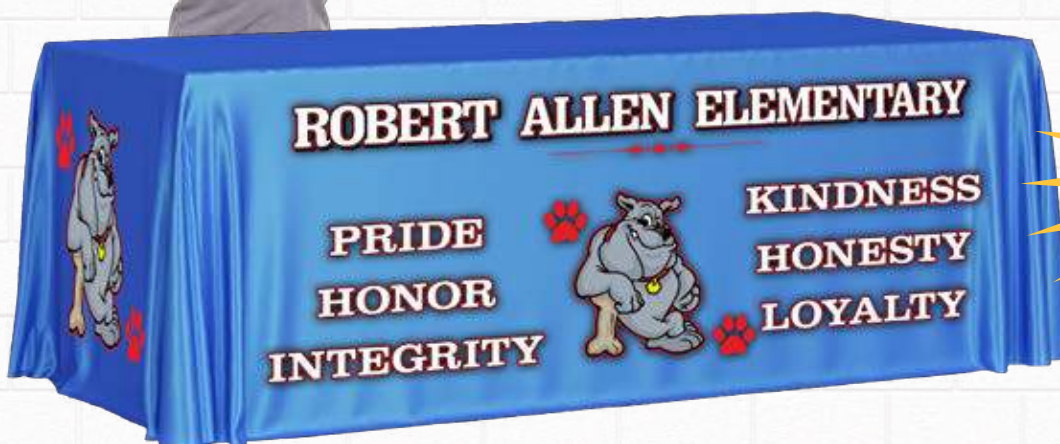
(STANDARD 6' FOLDING TABLE SIZE)



*A well-dressed table is attention-grabbing and promotes a professional look!*



\*6ft Table Shown



**Machine Washable...  
Lasts for Years!**



# BRING YOUR CULTURE & LEARNING ENVIRONMENT ALIVE!

## Vibrant, Impressive, Timely...One-Way See-Through Window Graphic

One-sided printing allows for a restricted view looking in, but full visibility looking out. Works with all window types, printed full color in various sizes and only visible from one side. Full color graphics allow your artwork, branding, and message to be reinforced in a colorful, eye-catching way. Cover an entire window to make your school more visible to the public eye. One-way window graphics are a cost-effective way to promote your core values and school safety.



**Unique material allows natural light to shine through.**

- Reduces heat, glare & ultraviolet rays
- Use outside or inside windows for maximum impact
- Easy to install and remove
- Funding available through Federal & State government "School Safety Programs"
- Bring your school windows alive!

*Enhance classroom security and privacy by covering windows on classroom doors.*



# ENHANCE SECURITY & PRIVACY SCHOOL-WIDE



## *How to Order*

First, determine the number of windows and sizes

Include window width & height in inches (W x H")

Next, submit request to [info@k12branding.com](mailto:info@k12branding.com)

We will provide a complete quote for your school.

## Classroom Door Windows

Enhance hallway appearance, security and privacy with one-way window graphics by branding and covering vertical windows on all classroom doors.





## *Stair, Floor & Wall Graphics...* *A Fast & Colorful Way To Spruce Up Your School!*



### **Student Success - Every Step Of The Way**

Transform an ordinary flight of stairs into a striking visual. The product is economical, easy to install, clean, and lasts for years.

**SIMPLY MEASURE YOUR STAIR HEIGHT, WIDTH & NUMBER OF STEPS...THEN EMAIL US WITH YOUR SPECIFICATIONS OR GIVE US A CALL!**



### **Floor Graphics (Decals)**

Skid-resistant, easy to install and clean, stands up to heavy foot traffic. Printed on durable, removable and scuff-resistant 3M vinyl.



### **Wall Graphics (Decals)**

Wall graphics can be applied to almost any surface including hallways, locker rooms, lobby, classrooms, and Welcome Center areas. Bound to turn heads and capture attention!



**Call Us Today  
For Your  
Custom Quote!**



# SCHOOL PRIDE IS A LITTLE THING THAT MAKES A BIG DIFFERENCE!





## Step & Repeat Backdrops

Our Step & Repeat backdrop is portable and ideal for a background display for all types of indoor events such as photo shoots, parent nights, media events, board meetings, athlete signing day, career day booths and more. These stands have telescoping 1.625" diameter poles that extend out for easy display. Each display is free-standing, lightweight and easy to assemble.

**10 x 8' • SR-10X8**

**Each stand comes complete with hardware and storage bag.**

**The Perfect  
Addition to  
Any Event!**





# WHEN REINFORCING YOUR MESSAGE – THINK BIG!



Volume pricing  
available! See price  
sheet for details.

## Custom Vinyl Banners

Bring interest and attention to key shared spaces with long-lasting, large format vinyl banners that promote timely messages in an impactful way.

## STANDARD SIZES

3 x 5' • BNR3X5  
3 x 8' • BNR-3X8  
4 x 6' • BNR-4X6  
6 x 8' • BNR-6X8  
8 x 17' • BNR-8X17

(Call for optional sizes)



## LARGE/JUMBO MULTI-PURPOSE VINYL BANNERS


Perfect for photo-ops, graduation backdrop, special events, gym and cafeteria walls...Celebrate your school in a BIG WAY!

*Since 1981, We have created vibrant custom banners for thousands of K-12 schools across the country. Have a unique space to fill? Call us today!*





# NEW POPULAR WALL DESIGN FOR ALL MESSAGES!



Custom  
Sizes  
Available!

## Chevron-Cut Banners

Chevron-Cut Banners have become a popular choice for reinforcing expectations and core values. With any custom message, this eye-catching shape is ideal for highlighting athletic and academic achievements. Proudly displayed in your entryway, MPR room, welcome center and gym or wherever students gather.

## CHEVRON-CUT BANNERS

3 x 5' • CHEV-3X5  
4 x 6' • CHEV-4X6  
6 x 8' • CHEV-6X8



*Capture the Spirit  
of Possibility with  
Direct Themes that  
Stimulate Potential  
and Promote  
Action!*





# QUALITY GRAPHICS COUPLED WITH AWARD WINNING SERVICE!



## Stunning Pole Banners!

School Pole Banners have high visual impact and community-wide exposure. Take your message to the parking and drop-off areas with these colorful Double-Sided graphics. We offer both standard (2 x 4') and custom size banners for any size light pole. We print in full color a single piece of long-lasting vinyl front and back. Finished banners include 2 inch pole pockets and a grommet at each corner and sealed to keep your banner in place. Each pole banner is digitally produced using an 18 oz. outdoor vinyl to withstand all weather conditions.

*The Quality & Workmanship Goes In Before Your School Name Goes On!*





# TOGETHER, WE'RE LIMITED ONLY BY IMAGINATION!




## AMAZING POLE BANNERS

**A** 2 x 4' Single • PB-SINGLE

**B** 2 x 4' Dual • PB-DUAL

Bring parking lot or perimeter areas to life with customizable double-sided pole banners. Includes all required mounting hardware



Viewable from both sides!



*Your #1 Resource For Custom Graphics & Impressive Pole Banners!*





# FOCUSING ON PROBLEM-SOLVING, PRODUCTIVITY & RESULTS!

## Data-Based Decision Making



### Team Initiated Problem Solving\*

R.H. Horner, J.S. Newton, A.W. Todd, B. Algozzine, K. Algozzine, D.L. Cusumano, & A.I. Preston (2015)

Effective decision-making teams follow a cyclical model that uses data to evaluate, plan and implement.

The Team Initiated Problem Solving (TIPS) is a problem-solving framework used by MTSS teams to address academic and behavior challenges. This research-based model includes a focus of meeting foundations guided by a structured Meeting Minutes form and a six-step problem-solving process.

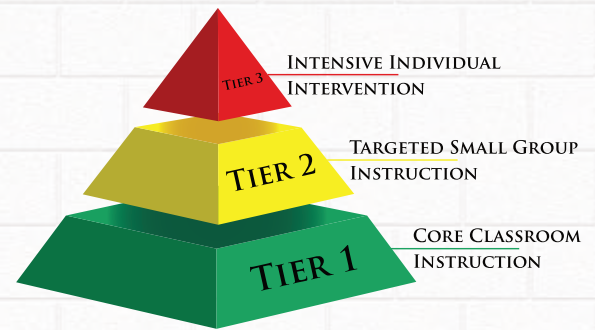
\*In collaboration with [www.pbiscaltac.org](http://www.pbiscaltac.org)



### “Problem-Solving Cycle” PBIS Meeting & Training Tools...That Work!

#### SET OF 8 PRE-DESIGNED MEETING AIDS (DRY ERASE LAMINATED FOR REPEAT USE)

Includes six problem solving meeting boards and two TIPS fidelity checklist boards. **22 x 28" IN SIZE • TIPS**



**PBIS Team Meeting Foundation**

**THE PROBLEM SOLVING CYCLE**

**STEP 1:** Identify Problem with Precision

**STEP 2:** Identify Goal for Change

**STEP 3:** Identify Solution and Create Implementation Plan with Concrete Plan

**STEP 4:** Implement Solution with High Integrity

**STEP 5:** Monitor Impact of Solution and Compare Against Goal

**STEP 6:** Make Connective Evaluation Decision

**QUESTIONS TO ASK**

What is the problem? What? Where? When? Why?

How do we want the problem to change? What evidence do we need to show that we have achieved our goal?

How are we going to solve the problem? How are we going to track the problem change? Is solution operation in problem? Is solution likely to produce desired change?

How will we know solution was implemented with fidelity? Did we implement solution with fidelity?

Are we solving the problem? Is current goal being achieved?

Has the problem been solved? What changed did team achieve? What solution we do want?

**PBIS Team Meeting Foundation**

**Evaluation**

**OUR RATING**

YES	SO-50	NO

1. Was today's meeting a good use of our time?

2. In general, did we do a good job of tracking whether we're completing the tasks we agreed on at previous meetings?

3. In general, have we done a good job of actually completing the tasks we agreed on at previous meetings?

4. In general, are the completed tasks having the desired effects on student behavior?

**PBIS Team Meeting Foundation**

**Identify Problems**

What problem behaviors are most common?

Where are problem behaviors most likely?

When are problem behaviors most likely?

Who is engaged in problem behavior?

How often is the problem happening?

Why are problem behaviors sustaining?

**PBIS Team Meeting Foundation**

**Implement: Monitor Fidelity & Outcomes**

**Benefit of Review Meetings**

Did it Work? (Review current levels and compare to goal)

**Fidelity Data:**

Level of Implementation

☐ Not Started

☐ Partial Implementation

☐ Implemented with Fidelity

☐ Stopped

**Outcome Data (Current Levels):**

Competency to Goal

☐ Worse

☐ No Change

☐ Improved but not to Goal

☐ Goal met

**Next Steps:**

☐ Not Started

☐ Partial Implementation

☐ Implemented with Fidelity

☐ Stopped

**PBIS Team Meeting Foundation**

**Brainstorming and Planning Solution Actions**

Element	Solution Idea	How solution will be implemented	Who is responsible for the solution?	When is the solution due?
Prevent				
Teach				
Reward				
Extinguish				
Correct				
Safety				

**PBIS Team Meeting Foundation**

**Identify Goal for Change**

**SMART GOALS**

Specific • Measurable • Achievable

Relevant • Timely

**BUILDING GOALS**

PROBLEM	CURRENT LEVEL	GOAL

**PBIS Team Meeting Foundation**

**TIPS Fidelity Checklist (TIPS-FC)**

School: \_\_\_\_\_ Coach: \_\_\_\_\_ School Team: \_\_\_\_\_

ITEM	DATA SOURCE	SCORING CRITERION MEETING FOUNDATIONS ITEMS (1-8)	MEETING DATE
1. Meeting purpose is clear and stated at the beginning of the meeting.	Meeting Minutes	1. Meeting purpose is clear and stated at the beginning of the meeting.	
2. Meeting agenda is shared and discussed at the beginning of the meeting.	Meeting Minutes	2. Meeting agenda is shared and discussed at the beginning of the meeting.	
3. Meeting minutes are shared and discussed at the beginning of the meeting.	Meeting Minutes	3. Meeting minutes are shared and discussed at the beginning of the meeting.	
4. Meeting minutes are shared and discussed at the beginning of the meeting.	Meeting Minutes	4. Meeting minutes are shared and discussed at the beginning of the meeting.	
5. Meeting minutes are shared and discussed at the beginning of the meeting.	Meeting Minutes	5. Meeting minutes are shared and discussed at the beginning of the meeting.	
6. Meeting minutes are shared and discussed at the beginning of the meeting.	Meeting Minutes	6. Meeting minutes are shared and discussed at the beginning of the meeting.	
7. Meeting minutes are shared and discussed at the beginning of the meeting.	Meeting Minutes	7. Meeting minutes are shared and discussed at the beginning of the meeting.	
8. Meeting minutes are shared and discussed at the beginning of the meeting.	Meeting Minutes	8. Meeting minutes are shared and discussed at the beginning of the meeting.	

**PBIS Team Meeting Foundation**

**TIPS Fidelity Checklist (TIPS-FC)**

School: \_\_\_\_\_ Coach: \_\_\_\_\_ School Team: \_\_\_\_\_

ITEM	DATA SOURCE	SCORING CRITERION MEETING FOUNDATIONS ITEMS (1-8)	MEETING DATE
1. Meeting purpose is clear and stated at the beginning of the meeting.	Meeting Minutes	1. Meeting purpose is clear and stated at the beginning of the meeting.	
2. Meeting agenda is shared and discussed at the beginning of the meeting.	Meeting Minutes	2. Meeting agenda is shared and discussed at the beginning of the meeting.	
3. Meeting minutes are shared and discussed at the beginning of the meeting.	Meeting Minutes	3. Meeting minutes are shared and discussed at the beginning of the meeting.	
4. Meeting minutes are shared and discussed at the beginning of the meeting.	Meeting Minutes	4. Meeting minutes are shared and discussed at the beginning of the meeting.	
5. Meeting minutes are shared and discussed at the beginning of the meeting.	Meeting Minutes	5. Meeting minutes are shared and discussed at the beginning of the meeting.	
6. Meeting minutes are shared and discussed at the beginning of the meeting.	Meeting Minutes	6. Meeting minutes are shared and discussed at the beginning of the meeting.	
7. Meeting minutes are shared and discussed at the beginning of the meeting.	Meeting Minutes	7. Meeting minutes are shared and discussed at the beginning of the meeting.	
8. Meeting minutes are shared and discussed at the beginning of the meeting.	Meeting Minutes	8. Meeting minutes are shared and discussed at the beginning of the meeting.	

**COMMENTS:**

*"Using visual data wall charts is a great tool for guiding teams and coaches, implementing and sustaining best practice meeting foundations, and using data for problem-solving and decision-making."*

— Cristy Clouse, Vice President  
Innovation, Consultant & Trainer  
CaITAC-PBIS



# BRAND CORE VALUES & POSITIVE BEHAVIOR SCHOOL-WIDE!

## Value-Added Branding Packages For Every Budget

Outfitting your school with striking messaging tools to support and reinforce your PBIS program has never been easier. Our featured packages are designed to provide K-12 schools maximum impact and value added for all levels of PBIS programs. Give our delivery team a call today. We are here to assist you!

### The "DISCOVERY 24" Package

Artwork and design included - Call for shipping information

35

18 x 24" Poster Boards



1

3 x 5' Matrix Wall Display

SILVERWOOD ELEMENTARY BEHAVIOR EXPECTATIONS											
	BACKTOP	PLAY STRUCTURE	BREEZEWAYS	BATHROOMS	LUNCH AREA	HALL SPECIAL EVENTS	OFFICE	COMPUTER LAB	BUS/IFP PICK UP AREA	PODS	
<b>S</b> <b>SAFE</b>	1. Play games in the appropriate area. 2. Stay in the pod with your adult view. 3. Keep your hands and feet to yourself.	1. Walk calmly. 2. Use both hands on play structure. 3. Stay on the path. 4. Keep your hands and feet to yourself. 5. Stay on the path.	1. Walk calmly. 2. Keep hands and feet to yourself. 3. Stay on the path.	1. Walk calmly. 2. Keep hands and feet to yourself. 3. Stay on the path.	1. Walk calmly. 2. Keep hands and feet to yourself. 3. Stay on the path.	1. Enter and exit in a safe manner. 2. Walk calmly.	1. Enter with a pass. 2. Walk calmly.	1. Sit on only designated computer lab. 2. Stay in the pod. 3. Keep hands and feet to yourself. 4. Keep hands and feet to yourself.	1. Sit on only designated bus/IFP pick up area. 2. Stay in the pod. 3. Keep hands and feet to yourself. 4. Keep hands and feet to yourself.	1. Walk calmly. 2. Keep hands and feet to yourself. 3. Stay on the path.	
<b>O</b> <b>ON - TASK</b>	1. Follow adult directions. 2. Show equipment and materials. 3. Walk to line up after the last step.	1. Follow adult directions. 2. Take turns. 3. Walk to line up after the last step.	1. Walk quietly. 2. Follow adult directions. 3. Walk to line up after the last step.	1. Use the toilet and wash appropriately and in a timely manner. 2. Follow adult directions. 3. Walk to line up after the last step.	1. Follow adult directions. 2. Stay in your seat until dismissed. 3. Use quiet voices.	1. Follow adult directions. 2. Stay in your seat until dismissed. 3. Use quiet voices.	1. Follow adult directions. 2. Stay in your seat until dismissed. 3. Use quiet voices.	1. Follow adult directions. 2. Stay in your seat until dismissed. 3. Use quiet voices.	1. Follow adult directions. 2. Stay in your seat until dismissed. 3. Use quiet voices.	1. Follow adult directions. 2. Stay in your seat until dismissed. 3. Use quiet voices.	
<b>A</b> <b>ACCOUNTABLE</b>	1. Tell an adult when a conflict arises. 2. Use and share your equipment appropriately. 3. Follow all game rules.	1. Tell an adult when a conflict arises. 2. Use and share your equipment appropriately. 3. Follow all game rules.	1. Punctured to and from your destination promptly. 2. Line up and walk quietly.	1. Wash no soil down. 2. Wash your face and hair. 3. Follow all rules and regulations.	1. Clean up after yourself. 2. Stay in your seat until dismissed. 3. Use quiet voices.	1. Follow adult directions. 2. Stay in your seat until dismissed. 3. Use quiet voices.	1. Follow adult directions. 2. Stay in your seat until dismissed. 3. Use quiet voices.	1. Follow adult directions. 2. Stay in your seat until dismissed. 3. Use quiet voices.	1. Follow adult directions. 2. Stay in your seat until dismissed. 3. Use quiet voices.	1. Follow adult directions. 2. Stay in your seat until dismissed. 3. Use quiet voices.	
<b>R</b> <b>RESPECTFUL</b>	1. Promote appropriate behavior. 2. Encourage others to play in a game. 3. Clean up after yourself.	1. Promote appropriate behavior. 2. Encourage others to play in a game. 3. Clean up after yourself.	1. Push by classroom and work area orderly. 2. Respect others' privacy.	1. Use the toilet and wash appropriately. 2. Follow all rules and regulations. 3. Follow all rules and regulations.	1. Clean up after yourself. 2. Stay in your seat until dismissed. 3. Use quiet voices.	1. Follow adult directions. 2. Stay in your seat until dismissed. 3. Use quiet voices.	1. Follow adult directions. 2. Stay in your seat until dismissed. 3. Use quiet voices.	1. Follow adult directions. 2. Stay in your seat until dismissed. 3. Use quiet voices.	1. Follow adult directions. 2. Stay in your seat until dismissed. 3. Use quiet voices.	1. Follow adult directions. 2. Stay in your seat until dismissed. 3. Use quiet voices.	


2

3 x 5' Wall Banner



2

24" Circular Messaging Signs



*"The thing that I love about Partners In Learning is that I'm able to collaborate with them and they are always giving us ideas to get better as a learning organization! They are part of our school culture, team and we are so lucky to be in partnership with them."*

– Curtis Slater, 2019 Principal of the Year, MN



# REINFORCE EXPECTATIONS CLEARLY AND CONCISELY

## The “ACHIEVEMENT 24” Package

Artwork and design included - Call for shipping information

**4** 24” Circular Messaging Signs

**10** Hallway St. Signs / Locators

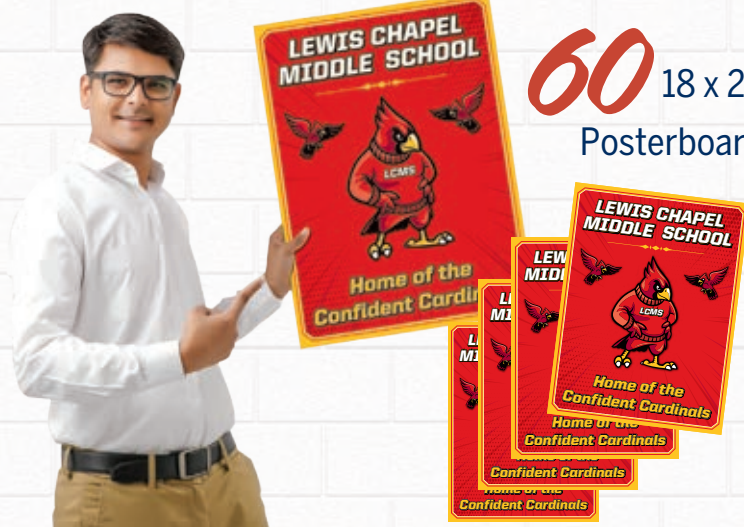


**1** Matrix Wall Displays - 4 x 6'

LEWIS CHAPEL MIDDLE SCHOOL BEHAVIOR EXPECTATIONS						
	CLASSROOM	HALLWAYS	CAFETERIA	BATHROOMS	BUS	BEFORE/AFTER SCHOOL
<b>P</b> PREPARED	Be on time Bring needed materials to class Bring appropriately	Use lockers during assigned times	Have lunch number & money ready	Use during bathroom breaks	Be courteous to others and follow adult directions	Join a club or attend an after school activity
<b>R</b> RESPECTFUL	Listen while others are talking Control your volume Keep hands/feet to yourself Comply with teachers' requests	Use appropriate language Be aware of others' personal space Control volume	Be polite Maintain volume Wash your hands	Wash hands Use facilities properly Respect the privacy of others Keep facility clean	Refrain from eating and drinking	Follow school dress code
<b>I</b> INVOLVED	Participate in class Appreciate differences Complete assignments	Help others by reporting inappropriate behavior Keep school hallway clean	Help others Help keep area clean	Report problems Inappropriate behavior	Stay seated and keep hands & feet to yourself	Refrain from fighting, teasing and horseplay
<b>D</b> DEPENDABLE	Turn in assignments when due Keep area clean Be on time Return all books & supplies to its designated place	Be in assigned area	Be in designated assigned lunch area	Keep all body fluids in the toilet Consume one and only what is needed	In the morning, arrive on time to your assigned stop	Stay in designated areas
<b>E</b> EFFECTIVE	Appreciate differences Be in assigned area Help others Listen attentively Use time wisely	Keep to the right side of the hallway Have a hall pass	Use good manners	Use clean and leave facility	Enter & exit the bus in an orderly manner	Participate in school activities

**2** 3x5' Chevron-Cut Banners

**60** 18 x 24" Posterboards





# LOW COST, HIGH IMPACT GRAPHICS...THAT WORK!

## The "REINFORCEMENT 24" Package

Artwork and design included - Call for shipping information



**70** 18 x 24" Posterboards



**20** 8.5 x 12" Placards



**15** Hallway St. Signs / Locators



**6** 24" Circular Messaging Signs



**2** Matrix Wall Displays 4 x 6' & 3 x 5'

MILWAUKEE PARKSIDE SCHOOL										
Behavior Expectations										
Expectations	Classroom	Entrance	Office	Bathroom	Cafeteria	Extracurricular Activities	Locker Room	Hallways	Library	Outside Activities
<b>RESPECTFUL</b>	Use respectful tone.	Keep hands and feet to yourself.	Use respectful tone.	Use respectful tone.	Use respectful tone.	Use respectful tone.	Use respectful tone.	Use respectful tone.	Use respectful tone.	Use respectful tone.
<b>RESPONSIBLE</b>	Use respectful tone.	Use respectful tone.	Use respectful tone.	Use respectful tone.	Use respectful tone.	Use respectful tone.	Use respectful tone.	Use respectful tone.	Use respectful tone.	Use respectful tone.
<b>KIND</b>	Use respectful tone.	Use respectful tone.	Use respectful tone.	Use respectful tone.	Use respectful tone.	Use respectful tone.	Use respectful tone.	Use respectful tone.	Use respectful tone.	Use respectful tone.

**4** Portable Sign Holders (A & H Frames) plus 16 custom inserts



**4** 3 x 5' Chevron-Cut Banners



**1** 6' Custom Table Throw (Printed 5 sides)





# *We Help Bring Your District's Mission, Goals, Culture, & Learning Environments Alive!*

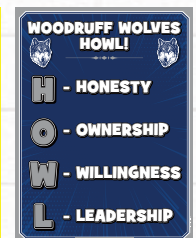



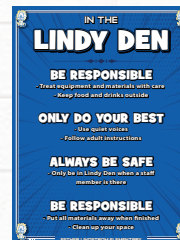


When your district is reinforcing PBIS, Student Success, Attendance, Wellness, Avid, Character Education, SEL, Reading & Math, English Language Learners, College and Future Readiness, Diversity & Equity, Antibullying, Safe Schools, and Parent Outreach Programs...We can help design and deliver powerful School-To-Student messaging graphics and visual wall displays...  
That Simply Work!

Federal Grants, State, and local funding are available including: Title I, Title III, Safe & Supportive Schools, School Dropout & Prevention, Student Support Services, GEAR UP, LCAP, Dual-Language Schools, PTA, Booster Clubs & Foundations and many more resources.

## *Bellflower Unified School District*

*BUSD produces graduates who are globally competitive learners. Through equitable access to high quality academics, social, and applied learning, students are ready to excel in college, careers, and life.*

*"Working with Partners in Learning was an extremely enjoyable process. The signage packages that were ordered for each of the 13 sites are amazing! The colors are bright and bold, the material used is durable, the price is reasonable, and there was a quick turn-around time for the proofs. The visibility of the signs brings many compliments and more importantly, the students have a beautiful reminder of the behavior expectations, which makes the signage even more meaningful." - Stacey Williams, Program Administrator, Guidance*





## The School District Of Philadelphia

To prepare students to imagine and realize any future that they desire. SDP has more than 100 k12 schools working to implement PBIS.

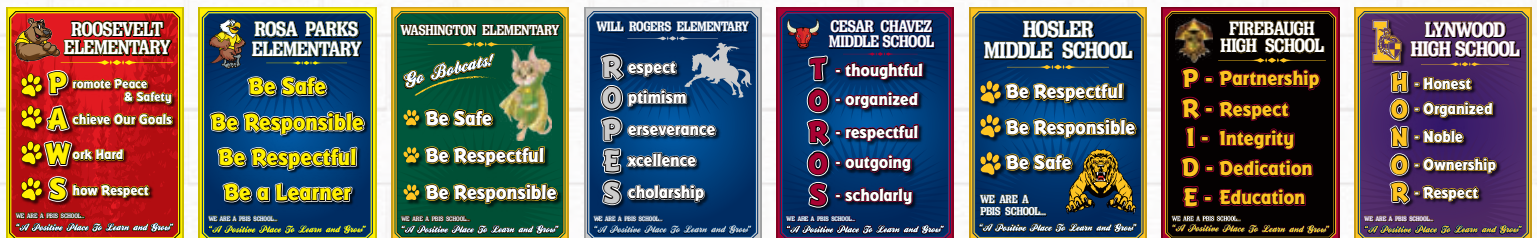
"We set school-wide CR-PBIS norms and skills early in the planning year for our 16 new CR-PBIS school messaging packages and Partners In Learning delivered once again innovative communication designs on time and on budget. They are a pleasure to work with, super attentive to our needs!" - Tynara Blount, Director of Positive Behavior Systems & Support



## Lynwood Unified School District

LUSD Is committed to a social culture of student academic and behavior success.

"Our district-wide PBIS objective is a comprehensive large-scale implementation of PBIS across all campuses. PIL was much more than creative, they are professional, knowledgeable, and easy to work with!" - Dr. Maribel Martinez, Director Student Services



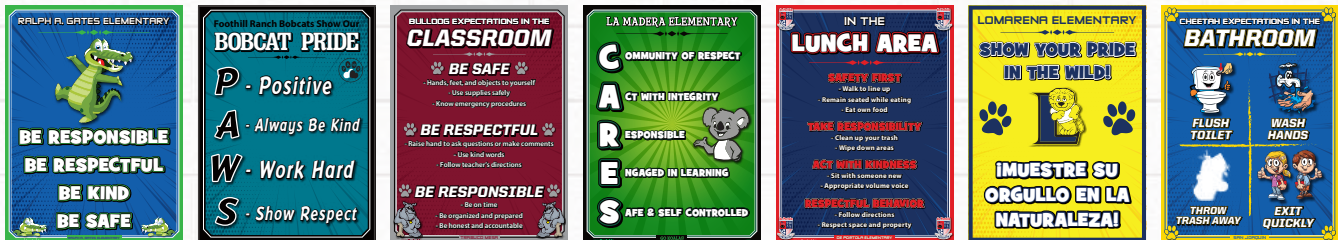


# MAKE YOUR DISTRICT A PBIS DISTRICT!

## Saddleback Valley Unified School District

SVUSD connects by focusing on equitable, intentional, and engaging practices which provide opportunities for each student to be successful.

"Over the years, you have delivered numerous messaging projects to our 22 K-12 schools. Your work is always timely, innovative, and clearly hits the mark." - Katherine Stauffer, MTSS, PBIS TOSA



## The Camden City School District

CCSD will provide learning environments where all students are valued, accepted, and prepared to positively impact their lives, the community, and the world.

"Your designs are the best...Your customer service is exemplary...Your TEAM is awesome!" - Antoinette McKie, PBIS coordination





## Your Attendance Matters...

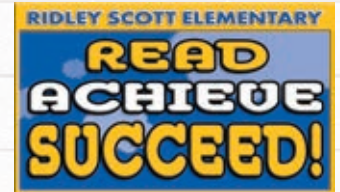
More than 6.5 million students  
nation-wide are chronically absent.

"Let's Make Attendance A Daily Habit...Once Again!"



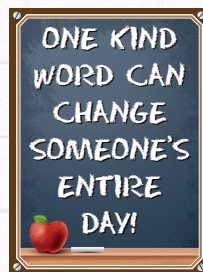
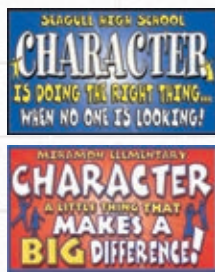
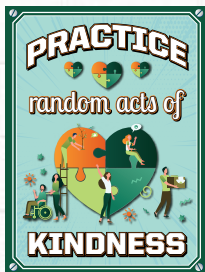
## Reinforce Reading...

The First Step to Success.  
One must learn to read to be able to learn.



## Character Education / SEL...

Teaching learners how to regulate feelings,  
thoughts, and actions into pro-social behaviors.



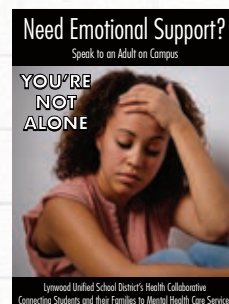
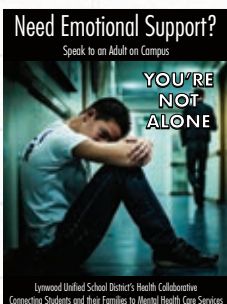
## English Language Learners...

Empowering All Students to Succeed.  
Combined English/Spanish messages and  
prominently displayed school-wide.




## Emotional & Mental Health Support...

A range of educational programs for students  
with special needs.



## College-Bound & Future Readiness...

Gear Up all students for college, careers and  
success.

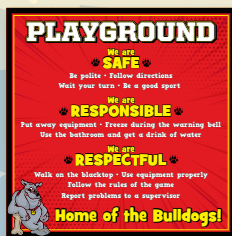
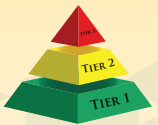




# LAUNCH, SCALE, SUSTAIN AND BRAND PBIS SCHOOL-WIDE

“When you walk into any PBIS school, expect to see core values and positive expectations proudly displayed in the first 5 seconds!”

- Rob Horner



WILLIAM CHRISMAN SCHOOL THAT'S HOW BULLDOGS BARK!				
B BE RESPECTFUL	HALLWAY	CAFETERIA	RESTROOM	CLASSROOM
Stay in your own space or hallway Walk with both hands in pockets Follow all instructions given by staff	Stay in your own space or hallway Walk with both hands in pockets Follow all instructions given by staff	Stay in your own space or hallway Walk with both hands in pockets Follow all instructions given by staff	Stay in your own space or hallway Walk with both hands in pockets Follow all instructions given by staff	Stay in your own space or hallway Walk with both hands in pockets Follow all instructions given by staff
A ACT RESPONSIBLY	Walk on right side of hallway Keep hands and feet to yourself Use appropriate language	Walk on right side of hallway Keep hands and feet to yourself Use appropriate language	Walk on right side of hallway Keep hands and feet to yourself Use appropriate language	Walk on right side of hallway Keep hands and feet to yourself Use appropriate language
R READY TO LEARN	Be on time Be prepared Be respectful	Be on time Be prepared Be respectful	Be on time Be prepared Be respectful	Be on time Be prepared Be respectful
K KINDNESS	Be kind to others Be kind to yourself Be kind to the school	Be kind to others Be kind to yourself Be kind to the school	Be kind to others Be kind to yourself Be kind to the school	Be kind to others Be kind to yourself Be kind to the school

