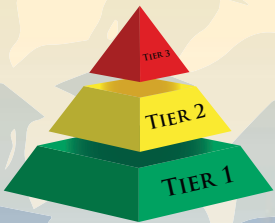


OUR GOAL IS SIMPLE...

HELP YOU ACHIEVE YOURS!

"We offer K-12 schools, district student services, and PBIS implementers, eye-catching messaging options to reinforce positive, predictable, nurturing, and safe environments for everyone in all school settings. Displaying high-quality messaging graphics school-wide is a proven and effective approach for providing students & teachers the cues needed to reinforce a Positive School Culture."

- PILP Delivery Team



| | Classroom | Playground | Restroom | Cafeteria | Common Areas |
|------------------------------------|---|---|--|---|--|
| P Promote Peace & Safety | Keep hands, feet and objects to yourself Listen Follow directions | Use equipment properly Walk to your line when you hear the whistle | Walk in and Out Use supplies appropriately | Follow cafeteria rules Use table manners Pick up after yourself | Walk quietly to your area Keep hands and feet to yourself |
| A Achieve Our Goals | Focus Use time wisely | Freeze when the bell rings Walk to the line | Put trash in the trash can Turn off water when done | Use indoor voices Help others Listen to campus monitors | Focus on your tasks Use time wisely |
| W Work Hard | Believe in yourself Finish what you started | Clean up after yourself Return equipment properly | Use quiet voices Wash hands | Use time wisely Keep your area clean | Stay in your area Use quiet voices |
| S Show Respect | Treat others the way you want to be treated Use kind words and actions | Invite others to play and share Keep hands and feet to yourself | Allow others their private space Use kind language | Respect all adults Respect each other Respect the place | Respect others' property Listen to all adults |

TABLE OF CONTENTS:

| | |
|----------------------------------|----|
| Why Choose Us? | 3 |
| How To Order | 4 |
| Matrix Displays | 6 |
| Posterboards / Placards | 8 |
| Portable A & H Frame Signage | 10 |
| Retractable Banners / Stands | 11 |
| Hallway St. Signs / Locators | 12 |
| Hallway Wall Mounts | 13 |
| Hanging Ceiling Signs | 14 |
| Circular Messaging Signs | 15 |
| Outdoor Metal Signage | 16 |
| Photo Recognition Displays | 17 |
| Table Runners / Canopy Tents | 18 |
| Table Throws | 19 |
| One-Way Window Graphics | 20 |
| Stair / Floor Graphics | 22 |
| Step & Repeat Backdrops | 23 |
| Vinyl Banners / Multiple Sizes | 24 |
| Chevron-Cut Banners | 25 |
| Pole Banners | 26 |
| “Tips” Problem-Solving Tools | 28 |
| Best Value Packages | 29 |
| District Wide Messaging Examples | 32 |
| Messaging Topics | 35 |

“I have worked with Tom Sharrit and Partners In Learning for over 15 years both as a middle and high school principal. No one understands school-to-student communication or delivers more powerful and positive educational impressions than PILP. These guys are good!”

– Dr. Ben Carpenter, Principal, Katella High School



Why Choose Us?

Your schedule is valuable. We take the stress and guesswork out of creating school-wide signage and visual reinforcement options. We save you precious time, meetings, headaches, and resources. We've worked with thousands of satisfied K-12 schools and districts like yours nation-wide.



Why Choose Us?

YOUR SATISFACTION GUARANTEED!

We promise your school and district an unconditional 100 % guarantee. We will always deliver professional graphics, incorporate quality printing, use the best production materials available, and add value to each order delivered on time and on budget. **Our Goal is Simple...Help You Achieve Yours!**



Why Choose Us?

1. We deliver professional graphics and cutting-edge designs for PBIS, AVID, GEAR UP, Character Education / SEL, Recognition Wall Displays, English Language Learners, and CA PBIS Award Programs, just to name a few.
2. Our products are carefully constructed using state-of-the-art large format printing and long-lasting, high-quality materials.
3. Our customer care, time-honored relationships and track record are exemplary.
4. Our unparalleled ability to create original & innovative products, timely options, and visual solutions...Simply Works!
5. Your overall experience is what gives us a leading edge over all competition that imitates, adapts, or copies our original products or business model.



THE RIGHT MESSAGE, RIGHT SIZE, RIGHT PLACE!

We Make Ordering School-To-Student Communication Tools as Easy as 1, 2, 3!

Our knowledgeable delivery TEAM will guide you step-by-step through the whole creative and delivery process from start to finish, making sure you are pleased with your ordering experience.

STEP 1

Determine your budget & select several messaging products for school-wide display.

STEP 2

Provide school information, product copy, matrix in a .PDF file, & mascot or logo artwork as a vector file.

STEP 3

Let the design process begin... We will provide you with new designs and professional artwork for review & final approval.

**SEND US YOUR INFORMATION & WE
DESIGN YOUR CUSTOM ARTWORK...
FOR EXAMPLE:**

School: Glenview Middle School

Colors: Blue & Antique Gold

Mascot: Bulldogs

Core Values: Respectful,
Responsible, Ready



How Long Will My Order Take?

Turn-around time is determined by how quickly we obtain your product selection, copy, logo/mascot, and method of payment. Once your new artwork is approved by you, printing, fabrication, and packaging will take 15 business days.

Note: Plan and add UPS ground shipping time to your destination originating from San Diego, Ca. Add 4-5 business days for east coast delivery.



WE MAKE ORDERING EASY & SEAMLESS!

ORDERING CHECKLIST

Let's Get Started!

STEP-BY-STEP...WHAT YOU NEED TO DO TO COMPLETE YOUR ORDER AND RECEIVE YOUR NEW EYE-CATCHING MESSAGING TOOLS.

✓ **Checklist:**

- ☐ Provide school name & shipping address
- ☐ Include your name & cell number
- ☐ Provide school colors - Primary, secondary & trim
- ☐ Provide mascot or logo artwork in a vector format (.ai - .eps - .svg) or high-res PDF.
- ☐ Call us at (800-544-0844) if sending artwork is an issue.
- ☐ Forward PBIS matrix copy in a word doc. or .PDF file.
- ☐ For each product you select, include all copy or words (in Word Doc or .PDF file.)
- ☐ Forward all information to: info@k12branding.com - (800-544-0844)
- ☐ Finally, you will receive new artwork for review and comments.
- ☐ We will then need final approval for all designs before going into print / shipping your order...That's it!!

STEP-BY-STEP...WHAT WE WILL DO TO CREATE AND DELIVER YOUR CUSTOM ORDER.

✓ **Checklist:**

- ☐ Once we receive all information, we generate a sales/production order number for tracking your order.
- ☐ Upon receiving your school colors, mascot or logo file, matrix and all copy, our design team goes into action.
- ☐ Within 5 business days, you will receive professionally designed artwork to complete your new messaging order for review and comments.
- ☐ Once you carefully review final layout (please check spelling & grammar) and approve for production, plan on 15 business days for printing, fabrication, and packaging plus UPS ground shipping.

You're Unique...We Deliver!

PROVEN & EFFECTIVE TOOLS TO REACH STUDENTS, STAFF & PARENTS!

| BANKS MIDDLE SCHOOL | | | | | | |
|------------------------|---|---|--|---|---|--|
| | CLASSROOM | CAFETERIA | RESTROOM | GYM / LOCKER ROOM | HALLWAY | BUS |
| BE RESPECTFUL | By completing all assignments on time By arriving on time with all necessary materials | By cleaning up your own table & floor area By getting all things needed the first time through the line | By keeping facilities neat & clean By disposing of trash appropriately | By arriving on time with all necessary materials By resolving your conflicts peacefully By participating in all activities fairly | By keeping facilities clean | By following the school rules on the bus & in the bus parking lot By being considerate of the bus driver & other students |
| ACT RESPONSIBLY | By following all classroom procedures By listening to others without interrupting By keeping your hands to yourself | By using an inside voice By using good manners By showing appreciation to all cafeteria staff | By allowing for privacy of each person By using an inside voice | By using positive and appropriate language | By using an inside voice By using appropriate language | |
| WORK TOGETHER | By leaving hats, backpacks & coats / jackets in your locker By using materials as intended By moving only with permission | By walking in line By staying seated until dismissed By placing all trash in the trash can when dismissed | By washing hands with soap & water By maintaining personal space | By staying in approved areas | | |
| KEEP SAFE | By doing your own work | By making healthy choices By eating first - talk later | By returning to class promptly By using water & supplies wisely By using restroom for its intended purpose | By learning new games & activities By responding to instructors promptly | | |

A LARGE MATRIX DISPLAY

B MEDIUM MATRIX DISPLAY

Powerful School-Wide Communication Tools

How effectively does your learning environment communicate behavior expectations to students, staff and parents? Our customized, targeted and professionally designed PBIS signage will deliver your behavior expectations to every corner of your campus, while encouraging 100% teacher participation.

LARGE / MEDIUM - MATRIX DISPLAYS & MATRIX TRAINING DISPLAYS

- A** 4 x 6' • MTX-4X6
- B** 3 x 5' • MTX-3X5
- C** 24 x 32" • MTX-24X32

Move your PBIS matrix out of the handbook and on to your campus in a big way! Use as both a teaching aid and an eye-catching informational wall-hanging for all to see.

*Printed on high-quality commercial flexible vinyl sign material

The perfect ongoing training tool for staff & faculty!

| WALNUT HILL ELEMENTARY SCHOOL EXPECTED TIGER BEHAVIOR | | | | | | |
|--|---|---|--|---|---|---|
| | CLASSROOM | BUS | CAFETERIA | HALLWAY | PLAYGROUND | BATHROOM |
| R RESPECTFUL | - Be kind - Listen when others are talking - Follow all classroom rules | - Keep hands, feet, and objects to self - Speak in a kind and low voice - Speak in a kind and low voice | - Speak in a kind and low voice - Chew with your mouth closed | - Keep hands, feet, and objects to self - Walk quietly | - Use kind words - Take turns on equipment - Keep hands, feet, and objects to self | - Use others' privacy - Practice good personal hygiene |
| O ORDERLY | - Keep track of your supplies - Keep track of your clothes | - Keep track of your supplies - Keep track of your belongings | - Walk quietly - Remain with your class - Place all of your items in your tray | - Walk single file on the right side - Follow the student ahead without touching | - Walk in and from playground quietly - Stay in the playground - Stay in the playground | - Dispose of paper waste appropriately |
| A ACCOUNTABLE | - Complete all assignments on time - Be prepared to learn | - Be ready to work at all times - Make smart choices | - Stay in your seat - Use appropriate language | - Respect others' property | - Report injuries to an adult as they occur - Use playground equipment appropriately | - Report all paper waste appropriately |
| R RESPONSIBLE | - Follow your friend to speak - Follow directions when given | - Stay seated - Follow directions - Remember your belongings | - Use good table manners - Clean up after yourself - Put your own food | - Use changes to your environment - Walk quietly | - Keep track of belongings and equipment - Report all injuries to an adult as they occur | - Wash your hands - Keep the bathroom clean - Flush after use |






C MATRIX TRAINING DISPLAY

Great for display in your welcome center, entryway, or any high-traffic area in your school.

EYE-CATCHING, HIGH IMPACT GRAPHICS, THAT LAST FOR YEARS!

*The Perfect Wall Display to Support & Reinforce
Expectations Year-Round!*

|  ROOSEVELT ELEMENTARY SCHOOL  Behavior Expectations | | | | | |
|--|---|---|--|---|--|
|  | Classroom | Playground | Restroom | Cafeteria | Common Areas |
| P Promote Peace & Safety | Keep hands, feet and objects to yourself Listen Follow directions | Use equipment properly Walk to your line when you hear the whistle | Walk in and Out Use supplies appropriately | Follow cafeteria rules Use table manners Pick up after yourself | Walk quietly to your area Keep hands and feet to yourself |
| A Achieve Our Goals | Focus Use time wisely | Freeze when the bell rings Walk to the line | Put trash in the trash can Turn off water when done | Use indoor voices Help others Listen to campus monitors | Focus on your tasks Use time wisely |
| W Work Hard | Believe in yourself Finish what you started | Clean up after yourself Return equipment properly | Use quiet voices Wash hands | Use time wisely Keep your area clean | Stay in your area Use quiet voices |
| S Show Respect | Treat others the way you want to be treated Use kind words and actions | Invite others to play and share Keep hands and feet to yourself | Allow others their private space Use kind language | Respect all adults Respect each other Respect the place | Respect others' property Listen to all adults |

Our large matrix displays are printed on durable, commercial grade sign-board material that looks great and will last for years!



BUILD FIDELITY...REINFORCE, ENHANCE & SUPPORT PBIS SCHOOL-WIDE

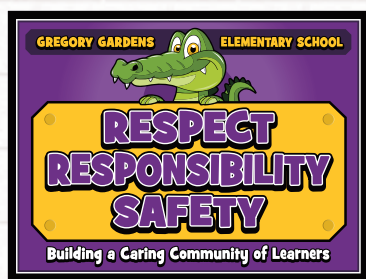
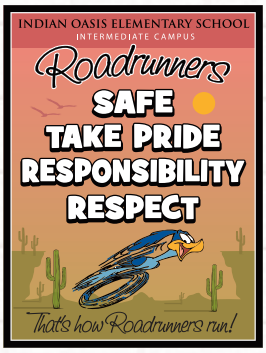
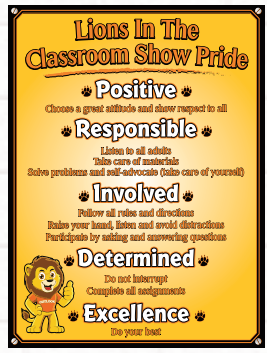



Reinforce By Setting YOUR Core Values & Expected Behavior Clearly & Concisely For All To See!

ORIGINAL POSTERBOARDS 18 x 24" • PB-18X24

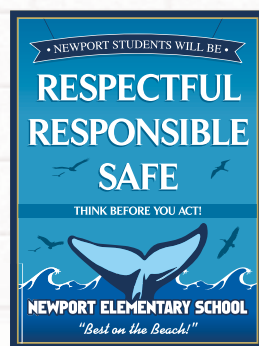

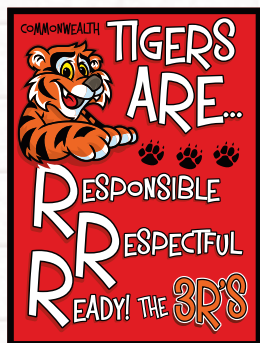
Posterboards are designed to be displayed in high-visibility and high-traffic areas including hallways, bus areas, cafeterias, and classrooms to support behavior expectations by setting.

Often the most simple messages are the most appreciated!



HELP EACH STUDENT BEGIN EACH DAY WITH A POSITIVE ATTITUDE!

The Right Message In The Right Place - Proven & Effective



ORIGINAL PLACARDS 8½ x 12" • (SET OF 10) • PLA10-8.5X12

Placards are the perfect signage tool for promoting core values in high-visibility settings throughout your campus, including classrooms and other common areas.

*Often replicated, never duplicated!
Compare our quality, value & service!*

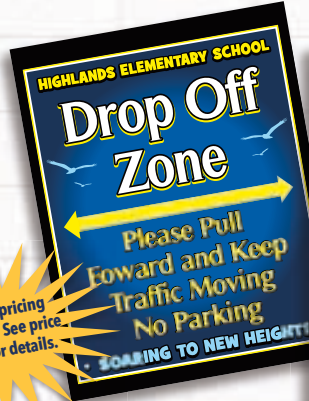
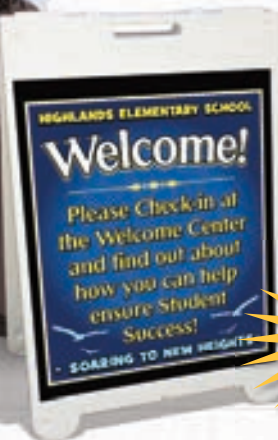


REINFORCE DAILY INFORMATION FOR ALL TO SEE!



PORTABLE A-FRAME + 4 CUSTOM MESSAGES

22 x 28" • AFPKG-22X28
(Dry Erase Inserts Available)


Easily transportable and versatile, portable sidewalk signs are a useful and direct on-campus communication tool, delivering important notifications and reminders to students, parents and visitors where and when you need them most. Perfect for displaying behavior expectations on the playground, student drop-off areas, and other key settings, as well as providing directions, welcome or exit messages, or special event information.



Volume pricing available! See price sheet for details.



A-FRAME and H-FRAME inserts are same size and interchangeable!



PORTABLE H-FRAME + 4 CUSTOM MESSAGES

22 x 28" • HFPKG-22X28
(Dry Erase Lamination Available)

Features a top slot to easily slide the custom insert into the frame. Light-weight but built with durable steel. Double-pole uprights and flat heavy base for stability. Beautiful matte black finish complements any school interior decor.



Height - 60"



More Ideas...these are just a few of the messages we've created for K-12 schools. Need a timely message somewhere on your campus? Here's your answer!

BRING YOUR LEARNING ENVIRONMENT ALIVE!

New Portable Signage That Will Work for You!

Roll-Ups, Pull-Ups, Retractable Banner Stands


These attention-grabbing banner stands will bring your PBIS programs to life. Attractive and easy to set up, these free-standing banners can be used to stand alone, accessorize a larger PBIS exhibit, or create a stylish backdrop when connected together. **A** 36 x 92" • RB-36X92 **B** 48 x 92" • RB-48X92



A 36 x 92"



B 48 x 92"



Perfect for parent night, open house, special events or everyday display!



IF YOUR HALLWAYS COULD TALK...WHAT WOULD THEY SAY?



Eye-Catching Hallway Signage & Helpful Locator Signs

Transform ordinary hallways into pathways to the future and passageways to success! Your core traits and behavior expectations are reinforced at every turn, and campus navigation is elevated to “Meet me on the corner of Respect Ave and Responsibility Blvd!”

ORIGINAL HALLWAY STREET SIGNS 6 x 24" • HS-6X24 • (single-sided)

A Traditional street sign design, or **B** we create a fully custom design based on your school colors and mascot.

Promote a college-ready culture at every turn. Name your main corridor “College-Bound Ave” and label every intersection school-wide with a local or favorite college.

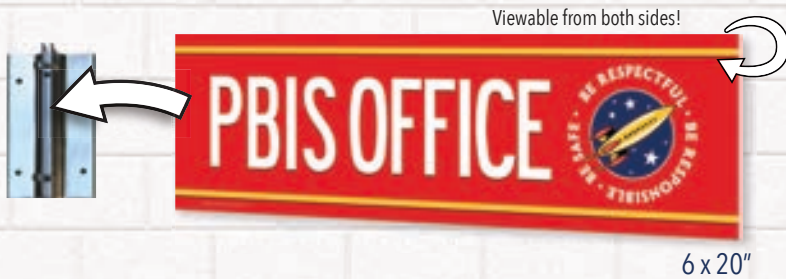


Oversized Street Signs & Locator Signs Think Big...Think Visual!

Large Single Sided Print • 12 x 30" • HS-12X30



WE BRING ORDINARY HALLWAYS TO LIFE!

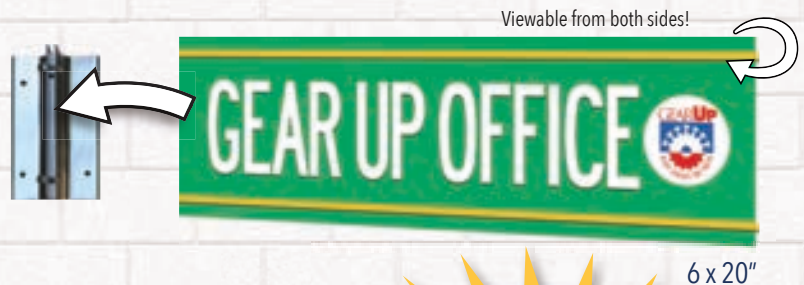


DOUBLE-SIDED WALL MOUNT SIGNS

6 x 20" • DSWM-6X20

10 x 10" • DSWM-10X10

Help avoid confusion in hallways. Our wall mount sign displays perpendicularly from the wall and easy to read from a distance. Use as a location, directional, or hallway street sign. Includes mounting hardware.



Bring hallways to life with Double-Sided Wall Mount Signs. Perfect for teachers, staff, and room locations. Brand with your school colors, logo or core values.



THE RIGHT MESSAGE, THE RIGHT SPOT, IN THE RIGHT PLACE!

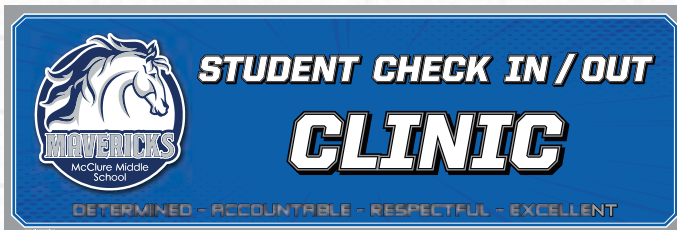

Add Inspiration To Your Hallways & Entryways!



DOUBLE-SIDED HANGING CEILING SIGNS

12 x 36" • DSHS-12X36

Large double-sided signs are easy to read from a distance and bring ordinary hallways to life. Add multiple signs down your main hallway. Promote core values and a college-bound environment or use as a locator or directional sign. Includes mounting hardware.



INTRODUCING OUR ALL NEW CIRCULAR MESSAGING SIGNS!



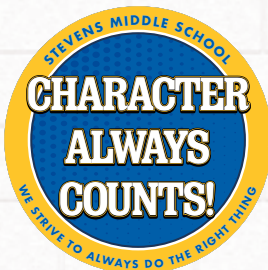


Round Messaging Signs


Add circular shaped signs to name your settings and transform your main office into a "Welcome Center," an admin office to "Collaborative Cove", or give your cafeteria a fun name such as "The Coyote Café!"
24" dia. • CIR-24



24" In Diameter

We offer an unlimited variety of shapes, sizes, messaging solutions and creative options...We're your #1 resource for custom school graphics and signage nationwide!






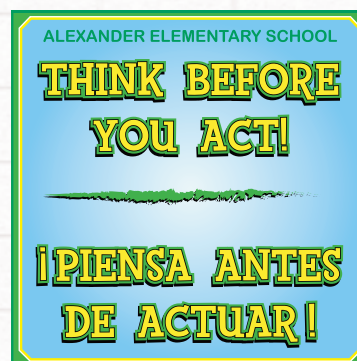
Weather-Resistant, Vibrant & Heavy-Duty Outdoor Metal Signage

Reinforce your messages all year long with weather-resistant metal signage. Custom metal signs are strong, light-weight and among the most durable of all sign material. Sturdy and beautiful, outdoor signs are ideal for playgrounds, gym walls, gates, fences, entryways or any school-wide area where you need your message to stand out and last for years.

SIZES AVAILABLE

12 x 36" • MTL-12X36
18 x 30" • MTL-18X30
24 x 24" • MTL-24X24

24 x 36" • MTL-24X36
36 x 36" • MTL-36X36
24" Circular • MTL-R24



All metal products are printed on the finest commercial and long-lasting outdoor sign material!



OFTEN THE SIMPLEST MESSAGES ARE THE MOST APPRECIATED!

Student and Staff Recognition...Works!

If our attention-grabbing student recognition displays got your attention, imagine how your students will respond to seeing their photos proudly displayed in the classrooms or hallways for good behavior, achievement, or making the right decisions. Simply print out a photo copy and drop it into the attached acrylic sleeve. It's that easy! Photo recognition is the easiest and most powerful way to reinforce achievement and instantly recognize students, teachers and volunteers.


HALLWAY PHOTO RECOGNITION DISPLAYS 24 x 32" • RECBD-24X32

Includes 2 acrylic frames for a drop-in 8x10" photo copy.




Acrylic frames for
8 x 10" photos

24x32"



12x12"

Acrylic frame for
5 x 7" photo



Our Student Recognition Boards are Useful & Valuable Tools Which Work in Every Classroom!

Place one Student Recognition Board in each classroom and we guarantee 100% teacher participation. With school-wide implementation, our photo-recognition board is designed to instantly recognize good behavior, student achievement and student success on a regular basis.

CLASSROOM PHOTO RECOGNITION TOOL

12 x 12" • RECBD-12X12

Includes acrylic frame for a drop-in 5x7" photo copy.

How do you recognize and salute your students? Perfect attendance, good behavior, academic achievement or showcase the students of the week / month — Our Original Photo Recognition wall graphics can do it all!



Volume pricing
available! See price
sheet for details.



PROVEN & EFFECTIVE TOOLS TO REACH STUDENTS, STAFF & PARENTS!

Custom Table Runners

INCLUDES 6' SOLID COLOR TABLE THROW

Perfect for registration, open house, and other special events. Runner converts to a hanging wall display when not in use. Made of high-quality polyester 600 denier fabric and lasts for years.

32 x 72" • RUN-SKIRT



Note: Table Runners come complete with your choice of a 6' solid color table throw. Choose from red, blue, yellow, green, white or black.



10 x 10' • CT-10X10

Imprint area:

Peak imprint 52 x 28"

Valance Imprint: 78 x 10"

Weight: 43 lbs

Custom Canopy Tents

Canopy Tents are an excellent way to provide shade during outdoor events while looking professional and eye-catching. Our large format full color capabilities take artwork seam-to-seam unlike competitors. Light-weight and easy to use. 100% polyester, tight-knit weave, water-resistant. Heavy duty hex shape 40 mm. aluminum hardware gives the tent strength for outdoor installations. Telescopic legs allow you to adjust the height, and the interior lattice expands the tent interior with the crank of a handle. Each leg has a foot plate ready to be staked to the ground. **(Ropes, stakes, and standard carrying bag included with hardware)**

TURN A PLAIN LOOKING TABLE INTO A CENTERPIECE FOR ANY EVENT!

Custom Table Throws

Custom table throws are a perfect addition to any K-12 school and will last for years. Eye-catching, professionally designed and manufactured on the finest commercial material. Full graphic prints using quality dye-sub printing on high-quality polyester fabric and printed on all 5 sides!

126 x 84" • T-THROW

(STANDARD 6' FT FOLDING TABLE SIZE)



A well-dressed table is attention-grabbing and promotes a professional look!



*6ft Table Shown



**Machine Washable...
Lasts for Years!**

BRING YOUR CULTURE & LEARNING ENVIRONMENT ALIVE!

Vibrant, Impressive, Timely...One-Way See-Through Window Graphic

One-sided printing allows for a restricted view looking in, but full visibility looking out. Works with all window types, printed full color in various sizes and only visible from one side. Full color graphics allow your artwork, branding, and message to be reinforced in a colorful, eye-catching way. Cover an entire window to make your school more visible to the public eye. One-way window graphics are a cost-effective way to promote your core values and school safety.



Unique material allows natural light to shine through.

- Reduces heat, glare & ultraviolet rays
- Use outside or inside windows for maximum impact
- Easy to install and remove
- Funding available through Federal & State government "School Safety Programs"
- Bring your school windows alive!

Enhance classroom security and privacy by covering windows on classroom doors.

ENHANCE SECURITY & PRIVACY SCHOOL-WIDE



How to Order

First, determine the number of windows and sizes

Include window width & height in inches (W x H")

Next, submit request to info@k12branding.com

We will provide a complete quote for your school.

Classroom Door Windows

Enhance hallway appearance, security and privacy with one-way window graphics by branding and covering vertical windows on all classroom doors.



Stair, Floor & Wall Graphics...
A Fast & Colorful Way To Spruce Up Your School!



Student Success - Every Step Of The Way

Transform an ordinary flight of stairs into a striking visual. The product is economical, easy to install, clean, and lasts for years.

**SIMPLY MEASURE YOUR STAIR HEIGHT,
WIDTH & NUMBER OF STEPS...THEN EMAIL
US WITH YOUR SPECIFICATIONS OR GIVE
US A CALL!**

**Reinforce
your message
every step of
the way!**



Floor Graphics (Decals)

Skid-resistant, easy to install and clean, stands up to heavy foot traffic. Printed on durable, removable and scuff-resistant 3M vinyl.



Wall Graphics (Decals)

Wall graphics can be applied to almost any surface including hallways, locker rooms, lobby, classrooms, and Welcome Center areas. Bound to turn heads and capture attention!



SCHOOL PRIDE IS A LITTLE THING THAT MAKES A BIG DIFFERENCE!




Step & Repeat Backdrops

Our Step & Repeat backdrop is portable and ideal for a background display for all types of indoor events such as photo shoots, parent nights, media events, board meetings, athlete signing day, career day booths and more. These stands have telescoping 1.625" diameter poles that extend out for easy display. Each display is free-standing, lightweight and easy to assemble.

10 x 8' • SR-10X8

Each stand comes complete with hardware and storage bag.

**The Perfect
Addition to
Any Event!**



WHEN REINFORCING YOUR MESSAGE – THINK BIG!



Volume pricing
available! See price
sheet for details.

Custom Vinyl Banners

Bring interest and attention to key shared spaces with long-lasting, large format vinyl banners that promote timely messages in an impactful way.



STANDARD SIZES

3 x 5' • BNR3X5
3 x 8' • BNR-3X8
4 x 6' • BNR-4X6
6 x 8' • BNR-6X8
8 x 17' • BNR-8X17

(Call for optional sizes)


LARGE/JUMBO MULTI-PURPOSE VINYL BANNERS

Perfect for photo-ops, graduation backdrop, special events, gym and cafeteria walls...Celebrate your school in a BIG WAY!

Since 1981, We have created vibrant custom banners for thousands of K-12 schools across the country. Have a unique space to fill? Call us today!



NEW POPULAR WALL DESIGN FOR ALL MESSAGES!



Custom
Sizes
Available!

Chevron-Cut Banners

Chevron-Cut Banners have become a popular choice for reinforcing expectations and core values. With any custom message, this eye-catching shape is ideal for highlighting athletic and academic achievements. Proudly displayed in your entryway, MPR room, welcome center and gym or wherever students gather.

CHEVRON-CUT BANNERS

3 x 5' • CHEV-3X5
4 x 6' • CHEV-4X6
6 x 8' • CHEV-6X8



*Capture the Spirit
of Possibility with
Direct Themes that
Stimulate Potential
and Promote
Action!*



QUALITY GRAPHICS COUPLED WITH AWARD WINNING SERVICE!



Stunning Pole Banners!

School Pole Banners have high visual impact and community-wide exposure. Take your message to the parking and drop-off areas with these colorful Double-Sided graphics. We offer both standard (2 x 4') and custom size banners for any size light pole. We print in full color a single piece of long-lasting vinyl front and back. Finished banners include 2 inch pole pockets and a grommet at each corner and sealed to keep your banner in place. Each pole banner is digitally produced using an 18 oz. outdoor vinyl to withstand all weather conditions.

The Quality & Workmanship Goes In Before Your School Name Goes On!



TOGETHER, WE'RE LIMITED ONLY BY IMAGINATION!




AMAZING POLE BANNERS

A 2 x 4' Single • PB-SINGLE

B 2 x 4' Dual • PB-DUAL

Bring parking lot or perimeter areas to life with customizable double-sided pole banners. Includes all required mounting hardware



Viewable from both sides!



Your #1 Resource For Custom Graphics & Impressive Pole Banners!



FOCUSING ON PROBLEM-SOLVING, PRODUCTIVITY & RESULTS!

Data-Based Decision Making




Team Initiated Problem Solving*

R.H. Horner, J.S. Newton, A.W. Todd, B. Algozzine, K. Algozzine, D.L. Cusumano, & A.I. Preston (2015)

Effective decision-making teams follow a cyclical model that uses data to evaluate, plan and implement.

The Team Initiated Problem Solving (TIPS) is a problem-solving framework used by MTSS teams to address academic and behavior challenges. This research-based model includes a focus of meeting foundations guided by a structured Meeting Minutes form and a six-step problem-solving process.

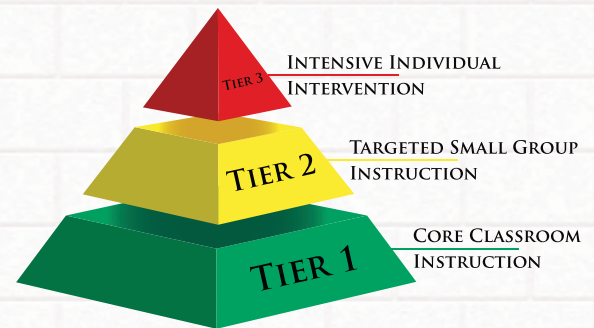
*In collaboration with www.pbiscaltac.org



“Problem-Solving Cycle” PBIS Meeting & Training Tools...That Work!

SET OF 8 PRE-DESIGNED MEETING AIDS (DRY ERASE LAMINATED FOR REPEAT USE)

Includes six problem solving meeting boards and two TIPS fidelity checklist boards. **22 x 28" IN SIZE • TIPS**



PBIS Team Meeting Foundation

DATA

MEETING FOUNDATIONS

STEP 1: Identify Problem with Precision

STEP 2: Identify Goal for Change

STEP 3: Identify Solution and Create Implementation Plan with Consensus

STEP 4: Implement Solution with High Integrity

STEP 5: Monitor Impact of Solution and Compare Against Goal

STEP 6: Make Connective Evaluation Decision

PBIS Team Meeting Foundation

Evaluation

OUR RATING

YES **NO**

1. Was today's meeting a good use of our time?

2. In general, did we do a good job of tracking whether we're completing the tasks we agreed on at previous meetings?

3. In general, have we done a good job of actually completing the tasks we agreed on at previous meetings?

4. In general, are the completed tasks having the desired effects on student behavior?

PBIS Team Meeting Foundation

Identify Problems

What problem behaviors are most common?

Where are problem behaviors most likely?

When are problem behaviors most likely?

Who is engaged in problem behavior?

How often is the problem happening?

Why are problem behaviors sustaining?

PBIS Team Meeting Foundation

Implement: Monitor Fidelity & Outcomes

Baseline of Baseline Meetings

Did it Work? (Review current levels and compare to goal)

Fidelity Data:

Level of Implementation:

Competency to Goal:

Notes:

PBIS Team Meeting Foundation

Brainstorming and Planning Solution Actions

| Element | Solution Idea | How solution will be implemented | Who is responsible for the solution? | When will the solution be implemented? |
|------------|---------------|----------------------------------|--------------------------------------|--|
| Prevent | | | | |
| Teach | | | | |
| Reward | | | | |
| Extinguish | | | | |
| Correct | | | | |
| Safety | | | | |

PBIS Team Meeting Foundation

Identify Goal for Change

SMART GOALS

Specific • Measurable • Achievable • Relevant • Timely

BUILDING GOALS

| PROBLEM | CURRENT LEVEL | GOAL |
|---------|---------------|------|
| | | |

PBIS Team Meeting Foundation

TIPS Fidelity Checklist (TIPS-FC)

School: **Coach:** **School Team:**

| ITEM | DATA SOURCE | SCORING CRITERION | MEETING FOUNDATIONS ITEMS (1-6) | MEETING DATE |
|--|-----------------|--|--|--------------|
| 1. Problem identified with precision | Meeting Minutes | 1. Problem identified with precision | 1. Problem identified with precision | |
| 2. Goal identified for change | Meeting Minutes | 2. Goal identified for change | 2. Goal identified for change | |
| 3. Solution identified and implemented with high integrity | Meeting Minutes | 3. Solution identified and implemented with high integrity | 3. Solution identified and implemented with high integrity | |
| 4. Monitor impact of solution and compare against goal | Meeting Minutes | 4. Monitor impact of solution and compare against goal | 4. Monitor impact of solution and compare against goal | |
| 5. Make connective evaluation decision | Meeting Minutes | 5. Make connective evaluation decision | 5. Make connective evaluation decision | |

PBIS Team Meeting Foundation

TIPS Fidelity Checklist (TIPS-FC)

School: **Coach:** **School Team:**

| ITEM | DATA SOURCE | SCORING CRITERION | MEETING FOUNDATIONS ITEMS (1-6) | MEETING DATE |
|--|-----------------|--|--|--------------|
| 1. Problem identified with precision | Meeting Minutes | 1. Problem identified with precision | 1. Problem identified with precision | |
| 2. Goal identified for change | Meeting Minutes | 2. Goal identified for change | 2. Goal identified for change | |
| 3. Solution identified and implemented with high integrity | Meeting Minutes | 3. Solution identified and implemented with high integrity | 3. Solution identified and implemented with high integrity | |
| 4. Monitor impact of solution and compare against goal | Meeting Minutes | 4. Monitor impact of solution and compare against goal | 4. Monitor impact of solution and compare against goal | |
| 5. Make connective evaluation decision | Meeting Minutes | 5. Make connective evaluation decision | 5. Make connective evaluation decision | |

COMMENTS:

"Using visual data wall charts is a great tool for guiding teams and coaches, implementing and sustaining best practice meeting foundations, and using data for problem-solving and decision-making."

— Crisly Clouse, Vice President
Innovation, Consultant & Trainer
CaITAC-PBIS

BRAND CORE VALUES & POSITIVE BEHAVIOR SCHOOL-WIDE!

Value-Added Branding Packages For Every Budget

Outfitting your school with striking messaging tools to support and reinforce your PBIS program has never been easier. Our featured packages are designed to provide K-12 schools maximum impact and value added for all levels of PBIS programs. Give our delivery team a call today. We are here to assist you!

The "DISCOVERY 24" Package

Artwork and design included - Call for shipping information

35

18 x 24" Poster Boards



1

3 x 5' Matrix Wall Display

| SILVERWOOD ELEMENTARY BEHAVIOR EXPECTATIONS | | | | | | | | | | | |
|--|--|---|---|---|---|---|---|---|---|---|---|
| | BACKTOP | PLAY STRUCTURE | BREEZEWAYS | BATHROOMS | LUNCH AREA | HALL SPECIAL EVENTS | OFFICE | COMPUTER LAB | BUS STOP PICK UP AREA | PODS | |
| S SAFE | 1. Play games in the appropriate area. 2. Stay in the pod with your adult view. 3. Keep your hands and feet to yourself. 4. Come in a full eye when getting off the lounge. | 1. Follow adult directions. 2. Stay in the pod with your adult view. 3. Keep your hands and feet to yourself. 4. Come in a full eye when getting off the lounge. | 1. Walk carefully. 2. Keep hands and feet to yourself. 3. Stay on the correct path. 4. Walk carefully. | 1. Walk carefully. 2. Keep hands and feet to yourself. 3. Stay on the correct path. 4. Walk carefully. | 1. Walk carefully. 2. Keep hands and feet to yourself. 3. Stay on the correct path. 4. Walk carefully. | 1. Enter and exit in a safe manner. 2. Walk carefully. 3. Stay on the correct path. 4. Walk carefully. | 1. Enter with a pass. 2. Walk carefully. 3. Stay on the correct path. 4. Walk carefully. | 1. Enter with a pass. 2. Walk carefully. 3. Stay on the correct path. 4. Walk carefully. | 1. Enter with a pass. 2. Walk carefully. 3. Stay on the correct path. 4. Walk carefully. | 1. Enter with a pass. 2. Walk carefully. 3. Stay on the correct path. 4. Walk carefully. | 1. Enter with a pass. 2. Walk carefully. 3. Stay on the correct path. 4. Walk carefully. |
| O ON - TASK | 1. Follow adult directions. 2. Stay in the pod with your adult view. 3. Keep your hands and feet to yourself. 4. Come in a full eye when getting off the lounge. | 1. Follow adult directions. 2. Stay in the pod with your adult view. 3. Keep your hands and feet to yourself. 4. Come in a full eye when getting off the lounge. | 1. Walk carefully. 2. Keep hands and feet to yourself. 3. Stay on the correct path. 4. Walk carefully. | 1. Walk carefully. 2. Keep hands and feet to yourself. 3. Stay on the correct path. 4. Walk carefully. | 1. Walk carefully. 2. Keep hands and feet to yourself. 3. Stay on the correct path. 4. Walk carefully. | 1. Enter and exit in a safe manner. 2. Walk carefully. 3. Stay on the correct path. 4. Walk carefully. | 1. Enter with a pass. 2. Walk carefully. 3. Stay on the correct path. 4. Walk carefully. | 1. Enter with a pass. 2. Walk carefully. 3. Stay on the correct path. 4. Walk carefully. | 1. Enter with a pass. 2. Walk carefully. 3. Stay on the correct path. 4. Walk carefully. | 1. Enter with a pass. 2. Walk carefully. 3. Stay on the correct path. 4. Walk carefully. | 1. Enter with a pass. 2. Walk carefully. 3. Stay on the correct path. 4. Walk carefully. |
| A ACCOUNTABLE | 1. Tell an adult when a student is not safe. 2. Use and abuse your equipment appropriately. 3. Follow all game rules. 4. Come in a full eye when getting off the lounge. | 1. Tell an adult when a student is not safe. 2. Use and abuse your equipment appropriately. 3. Follow all game rules. 4. Come in a full eye when getting off the lounge. | 1. Walk carefully. 2. Keep hands and feet to yourself. 3. Stay on the correct path. 4. Walk carefully. | 1. Walk carefully. 2. Keep hands and feet to yourself. 3. Stay on the correct path. 4. Walk carefully. | 1. Walk carefully. 2. Keep hands and feet to yourself. 3. Stay on the correct path. 4. Walk carefully. | 1. Enter and exit in a safe manner. 2. Walk carefully. 3. Stay on the correct path. 4. Walk carefully. | 1. Enter with a pass. 2. Walk carefully. 3. Stay on the correct path. 4. Walk carefully. | 1. Enter with a pass. 2. Walk carefully. 3. Stay on the correct path. 4. Walk carefully. | 1. Enter with a pass. 2. Walk carefully. 3. Stay on the correct path. 4. Walk carefully. | 1. Enter with a pass. 2. Walk carefully. 3. Stay on the correct path. 4. Walk carefully. | 1. Enter with a pass. 2. Walk carefully. 3. Stay on the correct path. 4. Walk carefully. |
| R RESPECTFUL | 1. Promote responsibility. 2. Encourage others to play in a game. 3. Clean up after yourself. 4. Come in a full eye when getting off the lounge. | 1. Promote responsibility. 2. Encourage others to play in a game. 3. Clean up after yourself. 4. Come in a full eye when getting off the lounge. | 1. Walk carefully. 2. Keep hands and feet to yourself. 3. Stay on the correct path. 4. Walk carefully. | 1. Walk carefully. 2. Keep hands and feet to yourself. 3. Stay on the correct path. 4. Walk carefully. | 1. Walk carefully. 2. Keep hands and feet to yourself. 3. Stay on the correct path. 4. Walk carefully. | 1. Enter and exit in a safe manner. 2. Walk carefully. 3. Stay on the correct path. 4. Walk carefully. | 1. Enter with a pass. 2. Walk carefully. 3. Stay on the correct path. 4. Walk carefully. | 1. Enter with a pass. 2. Walk carefully. 3. Stay on the correct path. 4. Walk carefully. | 1. Enter with a pass. 2. Walk carefully. 3. Stay on the correct path. 4. Walk carefully. | 1. Enter with a pass. 2. Walk carefully. 3. Stay on the correct path. 4. Walk carefully. | 1. Enter with a pass. 2. Walk carefully. 3. Stay on the correct path. 4. Walk carefully. |


2

3 x 5' Wall Banner



2

24" Circular Messaging Signs



"The thing that I love about Partners In Learning is that I'm able to collaborate with them and they are always giving us ideas to get better as a learning organization! They are part of our school culture, team and we are so lucky to be in partnership with them."

– Curtis Slater, 2019 Principal of the Year, MN

REINFORCE EXPECTATIONS CLEARLY AND CONCISELY

The “ACHIEVEMENT 24” Package

Artwork and design included - Call for shipping information

4 24” Circular Messaging Signs

10 Hallway St. Signs / Locators



1 Matrix Wall Displays - 4 x 6'

| LEWIS CHAPEL MIDDLE SCHOOL BEHAVIOR EXPECTATIONS | | | | | | |
|---|--|--|---|---|--|--|
| | CLASSROOM | HALLWAYS | CAFETERIA | BATHROOMS | BUS | BEFORE/AFTER SCHOOL |
| P PREPARED | Be on time Bring needed materials to class Bring appropriately | Use lockers during assigned times | Have lunch number & money ready | Use during bathroom breaks | Be courteous to others and follow adult directions | Join a club or attend an after school activity |
| R RESPECTFUL | Listen when others are talking Control your volume Keep hands/feet to yourself Comply with teachers' requests | Use appropriate language Be aware of others' personal space Control volume | Be polite Maintain volume Wash your hands | Wash hands Use facilities properly Respect the privacy of others Keep facility clean | Refrain from eating and drinking | Follow school dress code |
| I INVOLVED | Participate in class Appreciate differences Complete assignments | Help others by reporting inappropriate & inappropriate behavior Keep school hallway clean | Help others Help keep area clean | Report problems Inappropriate behavior | Report problems Inappropriate behavior | Refrain from fighting, teasing and horseplay |
| D DEPENDABLE | Turn in assignments when due Keep area clean Be on time Return of books & supplies to the organization | Be in assigned area | Be in designated assigned lunch area | Keep all body fluids in the toilet Consume and use only what is needed | Be in designated assigned area | Stay in supervised areas |
| E EFFECTIVE | Appreciate differences Be in assigned area Help others Listen attentively Use time wisely | Keep to the right side of the hallway Have a hall pass | Use good manners | Use clean and leave facility | Use clean and leave facility | Arrive & leave with all necessary materials |

2 3x5' Chevron-Cut Banners

60 18 x 24" Posterboards



We Help Bring Your District's Mission, Goals, Culture, & Learning Environments Alive!

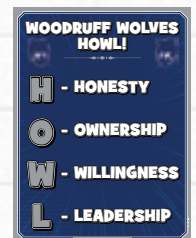
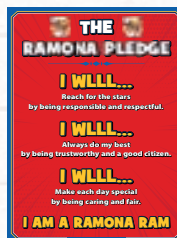


When your district is reinforcing PBIS, Student Success, Attendance, Wellness, Avid, Character Education, SEL, Reading & Math, English Language Learners, College and Future Readiness, Diversity & Equity, Anti-bullying, Safe Schools, and Parent Outreach Programs...We can help design and deliver powerful School-To-Student messaging graphics and visual wall displays...
That Simply Work!

Federal Grants, State, and local funding are available including: Title I, Title III, Safe & Supportive Schools, School Dropout & Prevention, Student Support Services, GEAR UP, LCAP, Dual-Language Schools, PTA, Booster Clubs & Foundations and many more resources.

Bellflower Unified School District

BUSD produces graduates who are globally competitive learners. Through equitable access to high quality academics, social, and applied learning, students are ready to excel in college, careers, and life.

"Working with Partners in Learning was an extremely enjoyable process. The signage packages that were ordered for each of the 13 sites are amazing! The colors are bright and bold, the material used is durable, the price is reasonable, and there was a quick turn-around time for the proofs. The visibility of the signs brings many compliments and more importantly, the students have a beautiful reminder of the behavior expectations, which makes the signage even more meaningful." - Stacey Williams, Program Administrator, Guidance



The School District Of Philadelphia

To prepare students to imagine and realize any future that they desire. SDP has more than 100 k12 schools working to implement PBIS.

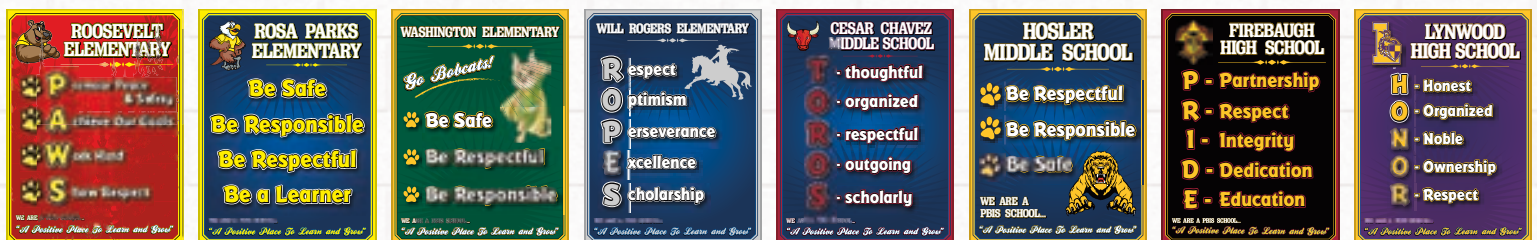
"We set school-wide CR-PBIS norms and skills early in the planning year for our 16 new CR-PBIS school messaging packages and Partners In Learning delivered once again innovative communication designs on time and on budget. They are a pleasure to work with, super attentive to our needs!" - Tynara Blount, Director of Positive Behavior Systems & Support



Lynwood Unified School District

LUSD Is committed to a social culture of student academic and behavior success.

"Our district-wide PBIS objective is a comprehensive large-scale implementation of PBIS across all campuses. PIL was much more than creative, they are professional, knowledgeable, and easy to work with!" - Dr. Maribel Martinez, Director Student Services

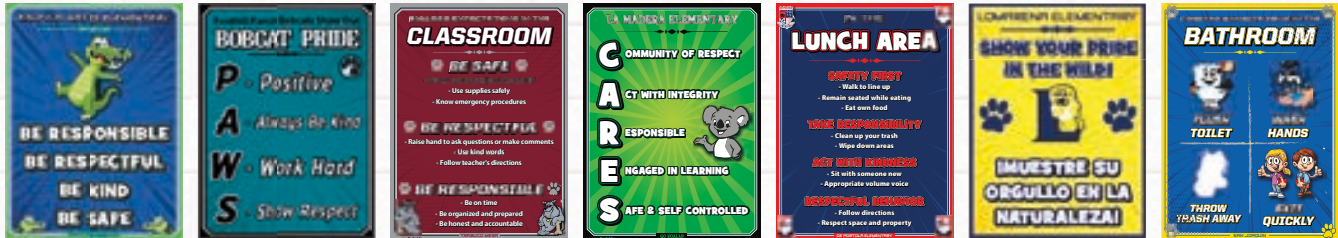


MAKE YOUR DISTRICT A PBIS DISTRICT!

Saddleback Valley Unified School District

SVUSD connects by focusing on equitable, intentional, and engaging practices which provide opportunities for each student to be successful.

"Over the past several years, Partners In Learning has delivered numerous messaging projects to over 22 schools district-wide. Your designs and customer service are always timely, innovative, and of the highest quality and value." - Kathryn Stauffer, MTSS, PBIS TOSA



The Camden City School District

CCSD will provide learning environments where all students are valued, accepted, and prepared to positively impact their lives, the community, and the world.

"Your designs are the best...Your customer service is exemplary...Your TEAM is awesome!" - Antoinette McKie, PBIS coordination



Your Attendance Matters...

More than 6.5 million students
nation-wide are chronically absent.

"Let's Make Attendance A Daily Habit...Once Again!"



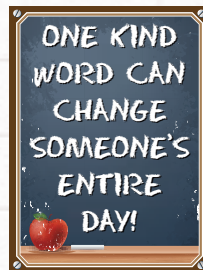
Reinforce Reading...

The First Step to Success.
One must learn to read to be able to learn.



Character Education / SEL...

Teaching learners how to regulate feelings,
thoughts, and actions into pro-social behaviors.




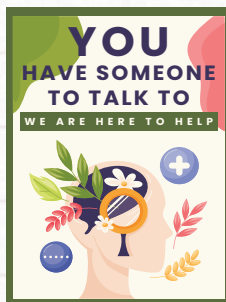

English Language Learners...

Empowering All Students to Succeed.
Combined English/Spanish messages and
prominently displayed school-wide.




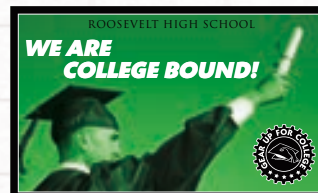
Emotional & Mental Health Support...

A range of educational programs for students
with special needs.



College-Bound & Future Readiness...

Gear Up all students for college, careers and
success.



LAUNCH, SCALE, SUSTAIN AND BRAND PBIS SCHOOL-WIDE

“When you walk into any PBIS school, expect to see core values and positive expectations proudly displayed in the first 5 seconds!”

- Rob Horner



CLEAR + CONCISE MESSAGING + VISUAL REINFORCEMENT = POSITIVE OUTCOMES!

Brand PBIS School-Wide

2024 Custom Messaging Price Guide, Worksheet & Ordering Information



| Innovative Products, Professional Designs | | | | | | | | |
|---|--|--------------|---------|----------|----------|-------|-------|--|
| PAGE # | PRODUCT | SKU# | SIZE | QTY 1 | QTY 10+ | ORDER | TOTAL | |
| PAGE 6 | LARGE MATRIX DISPLAY | MTX-4X6 | 4X6' | \$189.95 | \$179.95 | _____ | _____ | |
| | MEDIUM MATRIX DISPLAY | MTX-3X5 | 3X5' | \$149.95 | \$139.95 | _____ | _____ | |
| | MATRIX TRAINING DISPLAY | MTX-24X32 | 24X32" | \$69.95 | \$59.95 | _____ | _____ | |
| PAGE 8 | POSTERBOARDS (ORIGINALS) | PB-18X24 | 18X24" | \$29.95 | \$27.95 | _____ | _____ | |
| PAGE 9 | PLACARDS (SET OF 10) (ORIGINALS) | PLA10-8.5X12 | 8.5X12" | \$69.95 | \$59.95 | _____ | _____ | |
| PAGE 10 | PORTABLE A-FRAME / 4 INSERTS | AFPKG-22X28 | 22X28" | \$239.95 | \$219.95 | _____ | _____ | |
| | PORTABLE H-FRAME / 4 INSERTS | HFPKG-22X28 | 22X28" | \$239.95 | \$219.95 | _____ | _____ | |
| | ADD DRY ERASE LAMINATE PER INSERT | D-ERASE | 22X28" | \$9.95 | \$8.95 | _____ | _____ | |
| PAGE 11 | RETRACTABLE BANNERS / STANDS | RB-36X92 | 36X92" | \$259.95 | \$249.95 | _____ | _____ | |
| | RETRACTABLE BANNERS / STANDS | RB-48X92 | 48X92" | \$309.95 | \$299.95 | _____ | _____ | |
| PAGE 12 | HALLWAY ST. SIGNS / LOCATORS (ORIGINALS) | HS-6X24 | 6X24" | \$29.95 | \$27.95 | _____ | _____ | |
| | JUMBO STREET SIGNS / LOCATORS | HS-12X30 | 12X30" | \$59.95 | \$53.95 | _____ | _____ | |
| PAGE 13 | WALL MOUNTS (DOUBLE-SIDED & INCLUDES HARDWARE) | DSWM-6X20 | 6X20" | \$49.95 | \$45.95 | _____ | _____ | |
| | WALL MOUNTS (DOUBLE-SIDED & INCLUDES HARDWARE) | DSWM-10X10 | 10X10" | \$49.95 | \$45.95 | _____ | _____ | |
| PAGE 14 | HANGING CEILING SIGNS (DOUBLE-SIDED) | DSHS-12X36 | 12X36" | \$129.95 | \$119.95 | _____ | _____ | |
| PAGE 15 | CIRCULAR MESSAGING SIGNS | CIR-24 | 24" DIA | \$49.95 | \$47.95 | _____ | _____ | |
| PAGE 16 | OUTDOOR METAL SIGNAGE | MTL-24X24 | 24X24" | \$129.95 | \$119.95 | _____ | _____ | |
| | OUTDOOR METAL SIGNAGE | MTL-12X36 | 12X36" | \$129.95 | \$119.95 | _____ | _____ | |
| | OUTDOOR METAL SIGNAGE | MTL-18X30 | 18X30" | \$129.95 | \$119.95 | _____ | _____ | |
| | OUTDOOR METAL SIGNAGE | MTL-24X36 | 24X36" | \$195.95 | \$185.95 | _____ | _____ | |
| | OUTDOOR METAL SIGNAGE | MTL-36X36 | 36X36" | \$299.95 | \$289.95 | _____ | _____ | |
| | OUTDOOR METAL SIGNAGE | MTL-R24 | 24" DIA | \$129.95 | \$119.95 | _____ | _____ | |
| PAGE 17 | HALLWAY PHOTO REC. DISPLAYS | RECBd-24X32 | 24X32" | \$129.95 | \$119.95 | _____ | _____ | |
| | CLASSROOM PHOTO REC. DISPLAYS | RECBd-12X12 | 12X12" | \$34.95 | \$29.95 | _____ | _____ | |
| PAGE 18 | TABLE RUNNERS W/SOLID THROWS | RUN-SKIRT | 32X72" | \$199.95 | \$189.95 | _____ | _____ | |
| | CUSTOM CANOPY TENTS | CT-10X10 | 10X10' | \$649.95 | \$599.95 | _____ | _____ | |
| PAGE 19 | CUSTOM TABLE THROWS | T-THROW | 127X85" | \$259.95 | \$249.95 | _____ | _____ | |
| PAGE 20 | ONE-WAY WINDOW GRAPHICS (CALL OR EMAIL WITH DIMENSIONS) | WNDW-G | TBD | TBD | TBD | _____ | _____ | |

s, Excellent Value & Time-Honored Service!

| PAGE # | PRODUCT | SKU# | SIZE | QTY 1 | QTY 10+ | ORDER | TOTAL |
|---------|--|-----------|--------|-----------|----------|-------|-------|
| PAGE 22 | STAIR GRAPHICS | STAIR-G | TBD | TBD | TBD | _____ | _____ |
| | FLOOR GRAPHICS | FLOOR-G | TBD | TBD | TBD | _____ | _____ |
| | WALL GRAPHICS | WALL-G | TBD | TBD | TBD | _____ | _____ |
| | (CALL OR EMAIL WITH DIMENSIONS) | | | | | | |
| PAGE 23 | STEP & REPEAT BACKDROPS | SR-8X10 | 8X10' | \$299.95 | \$285.95 | _____ | _____ |
| PAGE 24 | CUSTOM VINYL BANNERS | BNR-3X5 | 3X5' | \$119.95 | \$109.95 | _____ | _____ |
| | CUSTOM VINYL BANNERS | BNR-3X8 | 3X8' | \$149.95 | \$139.95 | _____ | _____ |
| | CUSTOM VINYL BANNERS | BNR-4X6 | 4X6' | \$149.95 | \$139.95 | _____ | _____ |
| | CUSTOM VINYL BANNERS | BNR-6X8 | 6X8' | \$229.95 | \$219.95 | _____ | _____ |
| | CUSTOM VINYL BANNERS | BNR-8X17 | 8X17' | \$695.95 | CALL | _____ | _____ |
| | (CALL OR EMAIL FOR ADDITIONAL SIZES) | | | | | | |
| PAGE 25 | CHEVRON-CUT BANNERS | CHEV-3X5 | 3X5' | \$129.95 | \$122.95 | _____ | _____ |
| | CHEVRON-CUT BANNERS | CHEV-4X6 | 4X6' | \$159.95 | \$152.95 | _____ | _____ |
| | CHEVRON-CUT BANNERS | CHEV-6X8 | 6X8' | \$239.95 | \$232.95 | _____ | _____ |
| PAGE 26 | POLE BANNERS (SINGLE BANNER & INCLUDES HARDWARE) | PB-SINGLE | 2X4' | \$199.95 | \$189.95 | _____ | _____ |
| | POLE BANNERS (DUAL BANNERS & INCLUDES HARDWARE) | PB-DUAL | 2X4' | \$259.95 | \$249.95 | _____ | _____ |
| PAGE 28 | "TIPS" PROBLEM-SOLVING CYCLE (SET OF 8) | TIPS | 22X28" | \$225.95 | \$199.95 | _____ | _____ |
| PAGE 29 | THE "DISCOVERY 24" PACKAGE | DIS24-PKG | N/A | \$999.00 | N/A | _____ | _____ |
| PAGE 30 | THE "ACHIEVEMENT 24" PACKAGE | ACH24-PKG | N/A | \$1999.00 | N/A | _____ | _____ |
| PAGE 31 | THE "REINFORCEMENT 24" PACKAGE | REI24-PKG | N/A | \$3999.00 | N/A | _____ | _____ |

INCLUDES ARTWORK/DESIGNS • SHIPPING NOT INCLUDED • FOR CA SCHOOLS - ADD CA SALES TAX

SUBTOTAL: _____



YOUR #1 RESOURCE FOR SCHOOL-TO-STUDENT COMMUNICATION TOOLS!

NEED HELP OR HAVE QUESTIONS? • INFO@K12BRANDING.COM • 800-544-0844

Eye-Catching, High Impact Graphics, That Last for Years!

THE "DISCOVERY 24" PACKAGE \$999

- 35** 18x24" Posterboards
- 2** 24" Circular Messaging Signs
- 1** Matrix Wall Displays (3x5')
- 2** 3x5' Wall Banner

THE "ACHIEVEMENT 24" PACKAGE \$1999

- 60** 18x24" Posterboards
- 10** 6x24" Hallway St. Signs / Locators
- 4** 24" Circular Messaging Signs
- 1** Matrix Wall Displays (4x6')
- 2** 3x5' Chevron Cut Banners

THE "REINFORCMENT 24" PACKAGE \$3999

- 70** 18x24" Posterboards
- 20** 8.5x12" Placards
- 15** 6x24" Hallway St. Signs / Locators
- 6** 24" Circular Messaging Signs
- 2** Matrix Wall Displays (4x6' & 3x5')
- 4** Portable Signs Holders & 16 Custom Inserts
- 4** 3x5' Chevron Cut Banners
- 1** 6' Custom Table Throw

*The perfect package for any budget or we will customize
the perfect package just for you!*

- Select the package or products you would like to order & the quantities
- Make certain that you specify the copy for each product you are ordering and email via a Word or .PDF file
- Include your school colors (*primary, secondary & trim*)
- Please email your PBIS matrix in an editable .PDF file
- Email mascot artwork in a vector format such as, .AI - .EPS - .SVG - .PDF (*Need mascot options or questions about your logo file...We can help!*)
- When breaking down package components; Example 20 Posterboards, (indicate usage...) 8 Hallway, 8 Restrooms, 2 Cafeteria, 2 Media Center
- Send all assets and artwork to info@k12branding.com



For more helpful ordering tips or questions, contact us at (800) 544-0844

Suggested Funding: TITLE 1 - LCAP - LFAT - FEDERAL & STATE GRANTS

SCHOOL IMPROVEMENT GRANTS - PTA / BOOSTER CLUB / SCHOOL FOUNDATION and other funding sources!

PLEASE EMAIL YOUR ORDER INFORMATION TO - INFO@K12BRANDING.COM

SHIP TO

School Name

Contact Person

Email

Shipping Address

City State Zip

Phone Cell Phone

BILL TO

We accept purchase orders & credit card payments (Call for secure payment)



Billing Address

City State Zip

Approved Signature

PURCHASE ORDER Visit pbiscustomgraphics.com to download our W9
Partners in Learning Programs, Inc.
9865 Mesa Rim Rd, Ste 203 • San Diego, CA 92121
800-544-0844 • info@k12branding.com

